



Prospectus

O'Shares U.S. Quality Dividend ETF (OUSA)

O'Shares U.S. Small-Cap Quality Dividend ETF (OUSM)

O'Shares Global Internet Giants ETF (OGIG)

O'Shares Europe Quality Dividend ETF (OEUR)

O'Shares U.S. Large Cap Quality Growth ETF (OGRO) *

O'Shares U.S. Small Cap Quality Growth ETF (OGRS) *

October 31, 2021

The Funds listed above with an asterisk (*) have not yet commenced operations as of the date of this Prospectus and, therefore, are currently not offered for sale to or available for purchase by shareholders.

Shares of the Funds are not individually redeemable and may be purchased or redeemed from each Fund in Creation Units only. The purchase and sale prices of individual shares trading on an Exchange may be below, at or above the most recently calculated net asset value ("NAV") for such shares. Individual shares are listed for trading on Cboe BZX Exchange, Inc. ("Exchange" or "Cboe BZX").

The Securities and Exchange Commission ("SEC") has not approved or disapproved these securities or passed upon the accuracy or adequacy of this Prospectus. Any representation to the contrary is a criminal offense.

TABLE OF CONTENTS

	Page
Fund Summaries	1
O'Shares U.S. Quality Dividend ETF	1
O'Shares U.S. Small-Cap Quality Dividend ETF	7
O'Shares Global Internet Giants ETF	13
O'Shares Europe Quality Dividend ETF	20
O'Shares U.S. Large Cap Quality Growth ETF	26
O'Shares U.S. Small Cap Quality Growth ETF	31
More Information About the Funds	36
More Information About the Funds' Investment Objectives	36
More Information About the Funds' Principal Investment Strategies	36
More Information about the Funds' Principal Investment Risks	43
Investment Advisory Services	52
Investment Adviser and Sub-Adviser	52
Portfolio Managers	53
Manager of Managers Structure	53
Information Regarding Exchange-Traded Funds	53
Pricing Fund Shares	54
Shareholder Information	54
Portfolio Holdings Information	56
Distribution and Service Plan	56
Dividends and Distributions	56
Taxes	57
Trademark Notice/Disclaimers	58
Service Providers	59
Householding Policy	60
Financial Highlights	60

Fund Summaries

O'Shares U.S. Quality Dividend ETF

Investment Objective

The Fund seeks to track the performance (before fees and expenses) of the O'Shares U.S. Quality Dividend Index (the "Target Index").

Fees and Expenses

This table describes the fees and expenses you may pay if you buy, hold and sell shares in the Fund. You may pay other fees, such as brokerage commissions and other fees to financial intermediaries, which are not reflected in the table and example below.

Annual Fund Operating Expenses (*expenses you pay each year as a % of the value of your investment*)

Management Fees	0.48%
Distribution and/or Service (12b-1) Fees	0.00%
Other Expenses	0.00%
Total Annual Fund Operating Expenses	0.48%

Example

The following example is intended to help you compare the cost of investing in the Fund with the costs of investing in other funds. The example assumes that you invest \$10,000 in the Fund for the time periods indicated and then sell all of your shares at the end of those periods. The example also assumes that your investment has a 5% return each year and that the Fund's operating expenses remain the same each year. Although your actual costs may be higher or lower, based on these assumptions, whether you do or do not sell your shares, your costs would be:

1 YEAR	3 YEARS	5 YEARS	10 YEARS
\$49	\$154	\$269	\$604

Portfolio Turnover

The Fund pays transaction costs, such as commissions, when it buys and sells securities (or "turns over" its portfolio). A higher turnover rate may indicate higher transaction costs and may result in higher taxes when the Fund's shares are held in a taxable account. These costs, which are not reflected in annual fund operating expenses or the example, affect the Fund's performance. During the most recent fiscal year, the portfolio turnover rate of the Fund was 26% of the average value of its portfolio.

Principal Investment Strategies

The Fund seeks to track the performance (before fees and expenses) of the Target Index.

The Target Index is designed to measure the performance of publicly-listed large-capitalization and mid-capitalization dividend-paying issuers in the United States that meet certain market capitalization, liquidity, high quality, low volatility and dividend yield thresholds, as determined by O'Shares Investment Advisers, LLC (the "Index Provider"). The high quality and low volatility requirements are designed to reduce exposure to high dividend equities that have experienced large price declines.

The constituents of the Target Index are selected from the S-Network US Equity Large-Cap 500 Index. As of June 30, 2021, the Target Index consisted of 100 securities.

The Target Index is constructed using a proprietary, rules-based methodology designed to select equity securities from the S-Network US Equity Large-Cap 500 Index that have exposure to the following four factors: 1) quality, 2) low volatility, 3) dividend yield and 4) dividend quality. The "quality" factor is calculated by combining measures of profitability and leverage with the objective of identifying companies with strong profitability and balance sheets. The "low volatility" factor measures the risk of price moves for a security with the objective of reducing allocations to riskier companies. The "dividend yield" factor measures the income generated by an investment with the objective of identifying companies with higher dividend yields. The "dividend quality" factor measures the income available to a company to pay dividends to common shareholders together with the growth of a company's dividends over time, with the objective of identifying companies with less risk of dividend cuts or suspensions.

Each company in the S-Network US Equity Large-Cap 500 Index is weighted based on: (i) the company's market capitalization weight in the S-Network US Equity Large-Cap 500 Index, as adjusted by (ii) the quality, low volatility, dividend yield and dividend quality factors, with the quality and low volatility factors receiving greater emphasis. The inclusion of each company is then subject to certain constraints (e.g., diversification, capacity and sector) prior to adjusting the final weights in the Target Index. The diversification constraint limits maximum position weights. All stocks included in the S-Network US Equity Large-Cap 500 Index are screened for free float (the number of shares readily available for purchase on the open market) and average daily trading volume. The sector constraints limit sector deviations. The Target Index is rebalanced quarterly and reconstituted annually. Individual index constituent weights are capped at 5% at each quarterly rebalance to avoid overexposure to any single security. The Target Index's investable universe includes companies from the following GICS sectors within the S-Network US Equity Large-Cap 500 Index: Communication Services, Consumer Discretionary, Consumer Staples, Financials, Health Care, Industrials, Information Technology, and Utilities.

The Fund may use either a replication strategy or representative sampling strategy in seeking to track the performance of the Target Index. Under a replication strategy, the Fund intends to replicate the constituent securities of the Target Index as closely as possible. Under a representative sampling strategy, the Fund would invest in what it believes to be a representative sample of the component securities of the Target Index. The Fund may use a representative sampling strategy when a replication strategy might be detrimental to shareholders, such as when there are practical difficulties or substantial costs involved in compiling a portfolio of securities to follow the Target Index (e.g., where the Target Index contains component securities too numerous to efficiently purchase or sell); or, in certain instances, when a component security of the Target Index becomes temporarily illiquid, unavailable or less liquid. The Fund may also use a representative sampling strategy to exclude less liquid component securities contained in the Target Index from the Fund's portfolio in order to create a more tradable portfolio and improve arbitrage opportunities. To the extent the Fund uses a representative sampling strategy, it may not track the Target Index with the same degree of accuracy as would an investment vehicle replicating the entire index.

Under normal market conditions, the Fund will invest at least 80% of its total assets in the components of the Target Index. To the extent that the Target Index concentrates (i.e., holds 25% or more of its net assets) in the securities of a particular industry or group of industries, the Fund is expected to concentrate to approximately the same extent.

The Fund may invest up to 20% of its total assets in investments not included in the Target Index, but which Vident Investment Advisory, LLC (the "Sub-Adviser") believes will help the Fund track the Target Index. For example, there may be instances in which the Sub-Adviser may choose to purchase or sell investments, including exchange-traded funds ("ETF") and other investment company securities, and cash and cash equivalents, as substitutes for one or more Target Index components or in anticipation of changes in the Target Index's components.

The Target Index methodology was developed by the Index Provider, an affiliate of the Fund.

Principal Investment Risks

There can be no guarantee that the Fund will achieve its investment objective. The Fund is an ETF, not a bank deposit, and is not guaranteed or insured by the Federal Deposit Insurance Corporation or any other government agency. The value of your investment may fall, sometimes sharply, and you could lose money by investing in the Fund. The Fund is subject to the principal investment risks noted below, any of which may adversely affect the Fund's net asset value ("NAV"), trading price, yield, total return and ability to meet its investment objective.

Market Events Risk. The market values of the Fund's investments, and therefore the value of the Fund's shares, will go up and down, sometimes rapidly or unpredictably. Market risk may affect a single issuer, industry or section of the economy, or it may affect the market as a whole. Turbulence in the financial markets and reduced liquidity may negatively affect issuers, which could have an adverse effect on the Fund. In addition, there is a risk that policy changes by the U.S. Government, Federal Reserve and/or other government actors, such as increasing interest rates, could cause increased volatility in financial markets and disruption in the creation/redemption process of the Fund, which could have a negative impact on the Fund.

COVID-19 Risk. The value of the securities in which the Fund invests may be affected by certain events or developments that adversely interrupt the global supply chain such as pandemics. The outbreak of COVID-19 and aggressive measures taken worldwide in response by governments, including closing borders, restricting international and domestic travel, and the imposition of prolonged quarantines of large populations, and by businesses, including changes to operations and reducing staff. The effects of COVID-19 have contributed to increased volatility in global markets and will likely affect certain countries, companies, industries and market sectors more dramatically than others. The COVID-19 pandemic has had, and any other outbreak of an infectious disease or other serious public health concern could have, a significant negative impact on economic and market conditions and could trigger a prolonged period of global economic slowdown. To the extent the Fund may overweight its investments in certain countries, companies, industries or market sectors, such positions will increase the Fund's exposure to risk of loss from adverse developments affecting those countries, companies, industries or sectors.

Multifactor Risk. The Target Index, and thus the Fund, seeks to achieve specific factor exposures identified in the Fund's principal investment strategies above. There can be no assurance that targeting exposure to such factors will enhance the Fund's performance over time, and targeting exposure to certain factors may detract from performance in some market environments. There is no guarantee the Index Provider's methodology will be successful in creating an index that achieves the specific factor exposures identified above.

Quality Stocks Risk. This style of investing is subject to the risk that the past performance of these companies does not continue or that the returns on "quality" equity securities are less than returns on other styles of investing or the overall stock market. In addition, there may be periods when quality investing is out of favor and during which the investment performance of a fund using a quality strategy may suffer.

Dividend-Paying Stocks Risk. The Fund's emphasis on dividend-paying stocks involves the risk that such stocks may fall out of favor with investors and underperform the market. Also, a company may reduce or eliminate its dividend after the Fund's purchase of such a company's securities.

Volatility Risk. There is a risk that the present and future volatility of a security, relative to the S-Network US Equity Large-Cap 500 Index, will not be the same as it historically has been and thus that the Target Index will not be exposed to the less volatile securities in the S-Network US Equity Large-Cap 500 Index. Volatile stocks are subject to sharp swings in value.

Index-Related Risk. The Fund is managed with an investment strategy that attempts to track the performance of the Target Index. As a result, the Fund expects to hold constituent securities of the Target Index regardless of their current or projected performance. Maintaining investments in securities regardless of market conditions or the performance of individual securities could cause the Fund's return to be lower than if the Fund employed an active strategy.

Risks related to the Index Provider. There is no assurance that the Index Provider or the index calculation agent will compile the Target Index accurately, or that the Target Index will be determined, composed or calculated accurately. While the Index Provider provides descriptions of what the Target Index is designed to achieve, the Index Provider does not guarantee the quality, accuracy or completeness of data in respect of its indexes, and does not guarantee that the Target Index will be in line with its described index methodology. Any gains, losses or costs to the Fund that are caused by Index Provider or index calculation agent errors will therefore be borne by the Fund and its shareholders. The Target Index is new and has a limited performance history. The foregoing risks may be greater for a new index.

Sampling Risk. To the extent the Fund uses a representative sampling approach, it will hold a smaller number of securities than are in the Target Index. As a result, an adverse development respecting a security held by the Fund could result in a greater decline in NAV than would be the case if the Fund held all of the securities in the Target Index. Conversely, a positive development relating to a security in the Target Index that is not held by the Fund could cause the Fund to underperform the Target Index. To the extent the assets in the Fund are smaller, these risks will be greater.

Tracking Error Risk. Tracking error is the divergence of the Fund's performance from that of the Target Index. Tracking error may occur due to, among other things, fees and expenses paid by the Fund, including the cost of buying and selling securities that are not reflected in the Target Index. If the Fund is small, it may experience greater tracking error. If the Fund is not fully invested, holding cash balances may prevent it from tracking the Target Index. In addition, the Fund's NAV may deviate from the Target Index if the Fund fair values a portfolio security at a price other than the price used by the Target Index for that security. To the extent the Fund uses a representative sampling strategy to track the Target Index, such a strategy may produce greater tracking error than if the Fund employed a full replication strategy.

Premium-Discount Risk. Fund shares may trade above or below their NAV on the Exchange. The market prices of Fund shares will generally fluctuate in accordance with changes in NAV as well as the relative supply of, and demand for, Fund shares. Therefore, you may pay more than NAV when you buy shares of the Fund on the Exchange, and you may receive less than NAV when you sell those shares on the Exchange. This risk is separate and distinct from the risk that the NAV of Fund shares may decrease.

Secondary Market Trading Risk. Investors buying or selling Fund shares in the secondary market may pay brokerage commissions or other charges, which may be a significant proportional cost for investors seeking to buy or sell relatively small amounts of Fund shares. Although the Fund's shares are listed on the Exchange, there can be no assurance that an active or liquid trading market for them will develop or be maintained. In addition, trading in Fund shares on the Exchange may be halted.

Concentration Risk. To the extent that the Target Index is concentrated in a particular industry or group of industries, the Fund is also expected to be concentrated in that industry or group of industries, which may subject the Fund to a greater loss as a result of adverse economic, business or other developments affecting that industry or group of industries.

Sector Risk. To the extent the Target Index, and thereby the Fund, emphasizes, from time to time, investments in a particular sector, the Fund is subject to a greater degree to the risks particular to that sector. Market conditions, interest rates, and economic, regulatory, or financial developments could significantly affect all the securities in a single sector. If the Fund invests in a few sectors, it may have increased exposure to the price movements of those sectors.

Equity Investing Risk. An investment in the Fund involves risks similar to those of investing in any fund holding equity securities, such as market fluctuations, changes in interest rates and perceived trends in stock prices. The values of equity securities could decline generally or could underperform other investments. In addition, securities may decline in value due to factors affecting a specific issuer, market or securities markets generally.

Large Capitalization Securities Risk. The securities of large market capitalization companies may underperform other segments of the market because such companies may be less responsive to competitive challenges and opportunities and may be unable to attain high growth rates during periods of economic expansion.

Mid-Capitalization Securities Risk. The securities of mid-capitalization companies are often more volatile and less liquid than the stocks of larger companies and may be more affected than other types of securities during market downturns. Compared to larger companies, mid-capitalization companies may have a shorter history of operations, and may have limited product lines, markets or financial resources.

ETFs and Other Investment Companies Risk. The risks of investing in securities of ETFs and other investment companies typically reflect the risks of the types of instruments in which the underlying ETF or other investment company invests. In addition, with such investments, the Fund indirectly bears its proportionate share of the fees and expenses of the underlying entity. As a result, the Fund's operating expenses may be higher and performance may be lower.

Liquidity Risk. Liquidity risk exists when investments are difficult to purchase or sell. This can reduce the Fund's returns because the Fund or an entity in which it invests may be unable to transact at advantageous times or prices.

Authorized Participants Concentration Risk. The Fund has a limited number of financial institutions that may purchase and redeem Fund shares directly from the Fund ("Authorized Participants"). To the extent they cannot or are otherwise unwilling to engage in creation and redemption transactions with the Fund and no other Authorized Participant steps in, shares of the Fund may trade like closed-end fund shares at a significant discount to NAV and may face trading halts and/or delisting from the Exchange. This risk may be more pronounced in volatile markets, potentially where there are significant redemptions in ETFs generally.

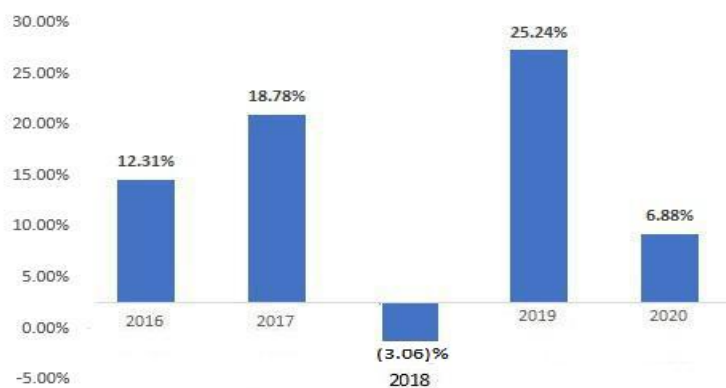
Cash and Cash Equivalents Risk. Holding cash or cash equivalents, even strategically, may lead to missed investment opportunities. This is particularly true when the market for other investments in which the Fund may invest is rapidly rising.

Performance Information

The Fund adopted the historical performance of the O'Shares FTSE U.S. Quality Dividend ETF, a series of FQF Trust (the "Predecessor Fund"), as the result of a reorganization in which the Fund acquired all of the assets, subject to liabilities, of the Predecessor Fund on June 28, 2018. The returns presented for the Fund for periods prior to June 28, 2018 reflect the performance of the Predecessor Fund. At the time of the reorganization, the investment objectives of the Predecessor Fund and the Fund were identical and the investment strategies of the Predecessor Fund and the Fund were substantially the same.

Effective June 1, 2020, the Fund's underlying index was changed to the O'Shares U.S. Quality Dividend Index (the "Target Index") from the FTSE USA Qual/Vol/Yield Factor 5% Capped Index (the "Former Index"). Thus, Fund performance shown below through May 31, 2020 reflects the Fund seeking to track the performance of the Former Index, and Fund performance shown below beginning June 1, 2020 reflects the Fund seeking to track the performance of the Target Index. In addition, the Target Index performance shown below reflects the blended performance of the Former Index through May 31, 2020 and the Target Index thereafter.

The bar chart and table that follow show how the Fund has performed on a calendar year basis and provide an indication of the risks of investing in the Fund by showing the changes in the performance from year to year and how the Fund's average annual returns compare against the Target Index and a broad based securities market index. Past performance (before and after taxes) does not necessarily indicate how the Fund will perform in the future. For current performance information, please visit the Fund's website at www.oshares.com.



For the periods shown in the bar chart above:

Best Quarter	June 30, 2020	15.16%
Worst Quarter	March 31, 2020	(20.34)%

The year-to-date return as of the calendar quarter ended September 30, 2021 is 10.14%.

Average Annual Total Returns (for the periods ended December 31, 2020)	One Year	Five Years	Since Inception (July 14, 2015)
Before Taxes	6.88%	11.60%	10.82%
After Taxes on Distributions	6.30%	10.95%	10.17%
After Taxes on Distributions and Sale of Shares	4.39%	9.13%	8.52%
O'Shares U.S. Quality Dividend Index ⁽¹⁾⁽²⁾	4.21%	11.49%	10.76%
Russell 1000 Value Index ⁽¹⁾	2.78%	9.71%	7.97%

⁽¹⁾ Index performance shown in the table is total return, which assumes reinvestment of any dividends and distributions during the time periods shown.

⁽²⁾ The O'Shares U.S. Quality Dividend Index performance information reflects the blended performance of the FTSE USA Qual/Vol/Yield Factor 5% Capped Index through May 31, 2020 and the O'Shares U.S. Quality Dividend Index thereafter.

Average annual total returns are shown on a before- and after-tax basis for the Fund. After-tax returns are calculated using the historical highest individual federal marginal income tax rates and do not reflect the impact of state and local taxes. Actual after-tax returns depend on an investor's tax situation and may differ from those shown. After-tax returns shown are not relevant to investors who hold shares through tax-advantaged arrangements, such as 401(k) plans or individual retirement accounts ("IRAs"). After-tax returns may exceed the return before taxes due to an assumed tax benefit from realizing a capital loss on a sale of shares.

Management

Investment Adviser: O'Shares Investment Advisers, LLC

Sub-Adviser: Vident Investment Advisory, LLC

Portfolio Managers: The following table lists the persons responsible for day-to-day management of the Fund's portfolio:

Employee	Length of Service	Title
Austin Wen, CFA	Since May 2020	Co-Portfolio Manager
Rafael Zayas, CFA	Since June 2020	Co-Portfolio Manager

Purchase and Sale of Fund Shares

The Fund is an ETF. Individual Fund shares may only be purchased and sold in the secondary market through a broker-dealer and investors may pay a commission to such broker-dealers in connection with their purchase or sale. The price of Fund shares is based on market price, and because ETF shares trade at market prices rather than NAV, shares may trade at a price greater than NAV (a premium) or less than NAV (a discount). The Fund issues or redeems shares aggregated into blocks of 50,000 shares or multiples thereof ("Creation Units") to Authorized Participants who have entered into agreements with the Fund's distributor. The Fund will generally issue or redeem Creation Units in return for a basket of securities that the Fund specifies each day. However, the Fund also reserves the right to permit or require Creation Units to be issued, fully or partially, in exchange for cash.

An investor may incur costs attributable to the difference between the highest price a buyer is willing to pay to purchase shares of the Fund (bid) and the lowest price a seller is willing to accept for shares of the Fund (ask) when buying or selling shares in the secondary market (the "bid-ask spread"). Recent information, including information about the Fund's NAV, market price, premiums and discounts, and bid-ask spreads, is available online website at www.oshares.com.

Tax Information

The Fund's distributions are expected to be taxable as ordinary income or capital gains, unless you are investing through a tax-advantaged arrangement, such as a 401(k) plan or an individual retirement account. Such tax-advantaged arrangements may be taxed as ordinary income upon withdrawal of monies from those arrangements.

Payments to Broker-Dealers and Other Financial Intermediaries

If you purchase the Fund through a broker-dealer or other financial intermediary (such as a bank), the Adviser or its related companies may pay the intermediary for the sale of Fund shares and related services. These payments may create a conflict of interest by influencing the broker-dealer or other intermediary and your salesperson to recommend the Fund over another investment. Ask your salesperson or visit your financial intermediary's web site for more information.

O'Shares U.S. Small-Cap Quality Dividend ETF

Investment Objective

The Fund seeks to track the performance (before fees and expenses) of the O'Shares U.S. Small-Cap Quality Dividend Index (the "Target Index").

Fees and Expenses

This table describes the fees and expenses you may pay if you buy, hold and sell shares in the Fund. You may pay other fees, such as brokerage commissions and other fees to financial intermediaries, which are not reflected in the table and example below.

Annual Fund Operating Expenses (expenses you pay each year as a % of the value of your investment)

Management Fees	0.48%
Distribution and/or Service (12b-1) Fees	0.00%
Other Expenses	0.00%
Total Annual Fund Operating Expenses	0.48%

Example

The following example is intended to help you compare the cost of investing in the Fund with the costs of investing in other funds. The example assumes that you invest \$10,000 in the Fund for the time periods indicated and then sell all of your shares at the end of those periods. The example also assumes that your investment has a 5% return each year and that the Fund's operating expenses remain the same each year. Although your actual costs may be higher or lower, based on these assumptions, whether you do or do not sell your shares, your costs would be:

1 YEAR	3 YEARS	5 YEARS	10 YEARS
\$49	\$154	\$269	\$604

Portfolio Turnover

The Fund pays transaction costs, such as commissions, when it buys and sells securities (or "turns over" its portfolio). A higher turnover rate may indicate higher transaction costs and may result in higher taxes when the Fund's shares are held in a taxable account. These costs, which are not reflected in annual fund operating expenses or the example, affect the Fund's performance. During the most recent fiscal year, the Fund's portfolio turnover rate was 60% of the average value of its portfolio.

Principal Investment Strategies

The Fund seeks to track the performance (before fees and expenses) of the Target Index.

The Target Index is designed to reflect the performance of publicly-listed small-capitalization dividend-paying issuers in the United States that meet certain market capitalization, liquidity, high quality, low volatility and dividend yield thresholds, as determined by O'Shares Investment Advisers, LLC (the "Index Provider"). The high quality and low volatility factors are designed to reduce exposure to high dividend equities that have experienced large price declines, as may occur with some dividend investing strategies.

The constituents of the Target Index are selected from the S-Network US Equity Mid/Small-Cap 2500 Index. As of June 30, 2021, the Target Index consisted of 102 securities with a market capitalization range of between \$500 million and \$18 billion.

The Target Index is constructed using a proprietary, rules-based methodology designed to select equity securities from the S-Network US Equity Mid/Small-Cap 2500 Index that have exposure to the following four factors: 1) quality, 2) low volatility, 3) dividend yield and 4) dividend quality. The "quality" factor is calculated by combining measures of profitability and leverage with the objective of identifying companies with strong profitability and balance sheets. The "low volatility" factor measures the risk of price moves for a security with the objective of reducing allocations to riskier companies. The "dividend yield" factor measures the income generated by an investment with the objective of identifying companies with higher dividend yields. The "dividend quality" factor measures the income available to a company to pay dividends to common shareholders together with the growth of a company's dividends over time, with the objective of identifying companies with less risk of dividend cuts or suspensions.

Each company in the S-Network US Equity Mid/Small-Cap 2500 Index is weighted based on: (i) the company's market capitalization weight in the S-Network US Equity Mid/Small-Cap 2500 Index, as adjusted by (ii) the quality, low volatility, dividend yield and dividend quality factors, with the quality and low volatility factors receiving greater emphasis. The inclusion of each company is then subject to certain constraints (e.g., diversification, capacity and sector) prior to adjusting the final weights in the Target Index. The diversification constraint limits maximum position weights. All stocks included in the S-Network US Equity Mid/Small-Cap 2500 Index are screened for free float (the number of shares readily available for purchase on the open market) and average daily trading volume. The sector constraints limit sector deviations. The Target index is rebalanced quarterly and reconstituted annually. Individual index constituent weights are capped at 2% at each quarterly rebalance to avoid overexposure to any single security. The Target Index's investable universe includes companies from the following GICS sectors within the S-Network US Equity Mid/Small-Cap 2500 Index: Communication Services, Consumer Discretionary, Consumer Staples, Financials, Health Care, Industrials, Information Technology, and Utilities.

The Fund may use either a replication strategy or representative sampling strategy in seeking to track the performance of the Target Index. Under a replication strategy, the Fund intends to replicate the constituent securities of the Target Index as closely as possible. Under a representative sampling strategy, the Fund would invest in what it believes to be a representative sample of the component securities of the Target Index. The Fund may use a representative sampling strategy when a replication strategy might be detrimental to shareholders, such as when there are practical difficulties or substantial costs involved in compiling a portfolio of securities to follow the Target Index (e.g., where the Target Index contains component securities too numerous to efficiently purchase or sell); or, in certain instances, when a component security of the Target Index becomes temporarily illiquid, unavailable or less liquid. The Fund may also use a representative sampling strategy to exclude less liquid component securities contained in the Target Index from the Fund's portfolio in order to create a more tradable portfolio and improve arbitrage opportunities. To the extent the Fund uses a representative sampling strategy, it may not track the Target Index with the same degree of accuracy as would an investment vehicle replicating the entire index.

Under normal market conditions, the Fund will invest at least 80% of its total assets in the components of the Target Index. The Fund considers the companies included in the Target Index to be "small capitalization" companies. To the extent that the Target Index concentrates (i.e., holds 25% or more of its net assets) in the securities of a particular industry or group of industries, the Fund is expected to concentrate to approximately the same extent. As of June 30, 2021, the Target Index was concentrated in the industrials sector.

The Fund may invest up to 20% of its total assets in investments not included in the Target Index, but which Vident Investment Advisory, LLC (the "Sub-Adviser") believes will help the Fund track the Target Index. For example, there may be instances in which the Sub-Adviser may choose to purchase or sell investments, including exchange-traded funds ("ETF") and other investment company securities, and cash and cash equivalents, as substitutes for one or more Target Index components or in anticipation of changes in the Target Index's components.

The Target Index methodology was developed by the Index Provider, an affiliate of the Fund.

Principal Investment Risks

There can be no guarantee that the Fund will achieve its investment objective. The Fund is an ETF, not a bank deposit, and is not guaranteed or insured by the Federal Deposit Insurance Corporation or any other government agency. The value of your investment may fall, sometimes sharply, and you could lose money by investing in the Fund. The Fund is subject to the principal investment risks noted below, any of which may adversely affect the Fund's net asset value ("NAV"), trading price, yield, total return and ability to meet its investment objective.

Market Events Risk. The market values of the Fund's investments, and therefore the value of the Fund's shares, will go up and down, sometimes rapidly or unpredictably. Market risk may affect a single issuer, industry or section of the economy, or it may affect the market as a whole. Turbulence in the financial markets and reduced liquidity may negatively affect issuers, which could have an adverse effect on the Fund. In addition, there is a risk that policy changes by the U.S. Government, Federal Reserve and/or other government actors, such as increasing interest rates, could cause increased volatility in financial markets and disruption in the creation/redemption process of the Fund, which could have a negative impact on the Fund.

COVID-19 Risk. The value of the securities in which the Fund invests may be affected by certain events or developments that adversely interrupt the global supply chain such as pandemics. The outbreak of COVID-19 and aggressive measures taken worldwide in response by governments, including closing borders, restricting international and domestic travel, and the imposition of prolonged quarantines of large populations, and by businesses, including changes to operations and reducing staff. The effects of COVID-19 have contributed to increased volatility in global markets and will likely affect certain countries, companies, industries and market sectors more dramatically than others. The COVID-19 pandemic has had, and any other outbreak of an infectious disease or other serious public health concern could have, a significant negative impact on economic and market conditions and could trigger a prolonged period of global economic slowdown. To the extent the Fund may overweight its investments in certain countries, companies, industries or market sectors, such positions will increase the Fund's exposure to risk of loss from adverse developments affecting those countries, companies, industries or sectors.

Multifactor Risk. The Target Index, and thus the Fund, seeks to achieve specific factor exposures identified in the Fund's principal investment strategies above. There can be no assurance that targeting exposure to such factors will enhance the Fund's performance over time, and targeting exposure to certain factors may detract from performance in some market environments. There is no guarantee the Index Provider's methodology will be successful in creating an index that achieves the specific factor exposures identified above.

Quality Stocks Risk. This style of investing is subject to the risk that the past performance of these companies does not continue or that the returns on "quality" equity securities are less than returns on other styles of investing or the overall stock market. In addition, there may be periods when quality investing is out of favor and during which the investment performance of a fund using a quality strategy may suffer.

Dividend-Paying Stocks Risk. The Fund's emphasis on dividend-paying stocks involves the risk that such stocks may fall out of favor with investors and underperform the market. Also, a company may reduce or eliminate its dividend after the Fund's purchase of such a company's securities.

Volatility Risk. There is a risk that the present and future volatility of a security, relative to the S-Network US Equity Mid/Small-Cap 2500 Index, will not be the same as it historically has been and thus that the Target Index will not be exposed to the less volatile securities in the S-Network US Equity Mid/Small-Cap 2500 Index. Volatile stocks are subject to sharp swings in value.

Index-Related Risk. The Fund is managed with an investment strategy that attempts to track the performance of the Target Index. As a result, the Fund expects to hold constituent securities of the Target Index regardless of their current or projected performance. Maintaining investments in securities regardless of market conditions or the performance of individual securities could cause the Fund's return to be lower than if the Fund employed an active strategy.

Risks related to the Index Provider. There is no assurance that the Index Provider or the index calculation agent will compile the Target Index accurately, or that the Target Index will be determined, composed or calculated accurately. While the Index Provider provides descriptions of what the Target Index is designed to achieve, the Index Provider does not guarantee the quality, accuracy or completeness of data in respect of its indexes, and does not guarantee that the Target Index will be in line with its described index methodology. Any gains, losses or costs to the Fund that are caused by Index Provider or index calculation agent errors will therefore be borne by the Fund and its shareholders. The Target Index is new and has a limited performance history. The foregoing risks may be greater for a new index.

Sampling Risk. To the extent the Fund uses a representative sampling approach, it will hold a smaller number of securities than are in the Target Index. As a result, an adverse development respecting a security held by the Fund could result in a greater decline in NAV than would be the case if the Fund held all of the securities in the Target Index. Conversely, a positive development relating to a security in the Target Index that is not held by the Fund could cause the Fund to underperform the Target Index. To the extent the assets in the Fund are smaller, these risks will be greater.

Tracking Error Risk. Tracking error is the divergence of the Fund's performance from that of the Target Index. Tracking error may occur due to, among other things, fees and expenses paid by the Fund, including the cost of buying and selling securities that are not reflected in the Target Index. If the Fund is small, it may experience greater tracking error. If the Fund is not fully invested, holding cash balances may prevent it from tracking the Target Index. In addition, the Fund's NAV may deviate from the Target Index if the Fund fair values a portfolio security at a price other than the price used by the Target Index for that security. To the extent the Fund uses a representative sampling strategy to track the Target Index, such a strategy may produce greater tracking error than if the Fund employed a full replication strategy.

Portfolio Turnover Risk. Portfolio turnover is a measure of how frequently the Fund's portfolio securities are bought and sold. The Fund may engage in frequent trading of its portfolio securities in connection with the rebalancing or adjustment of the Target Index. High portfolio turnover rates generally increase transaction costs, which may reduce the Fund's returns, and may result in increased taxable distributions.

Premium-Discount Risk. Fund shares may trade above or below their NAV on the Exchange. The market prices of Fund shares will generally fluctuate in accordance with changes in NAV as well as the relative supply of, and demand for, Fund shares. Therefore, you may pay more than NAV when you buy shares of the Fund on the Exchange, and you may receive less than NAV when you sell those shares on the Exchange. This risk is separate and distinct from the risk that the NAV of Fund shares may decrease.

Secondary Market Trading Risk. Investors buying or selling Fund shares in the secondary market may pay brokerage commissions or other charges, which may be a significant proportional cost for investors seeking to buy or sell relatively small amounts of Fund shares. Although the Fund's shares are listed on the Exchange, there can be no assurance that an active or liquid trading market for them will develop or be maintained. In addition, trading in Fund shares on the Exchange may be halted.

Concentration Risk. To the extent that the Target Index is concentrated in a particular industry or group of industries, the Fund is also expected to be concentrated in that industry or group of industries, which may subject the Fund to a greater loss as a result of adverse economic, business or other developments affecting that industry or group of industries.

Sector Risk. To the extent the Target Index, and thereby the Fund, emphasizes, from time to time, investments in a particular sector, the Fund is subject to a greater degree to the risks particular to that sector. Market conditions, interest rates, and economic, regulatory, or financial developments could significantly affect all the securities in a single sector. If the Fund invests in a few sectors, it may have increased exposure to the price movements of those sectors.

Industrials Sector Risk. Companies in the industrials sector may be adversely affected by changes in the supply of and demand for products and services, product obsolescence, claims for environmental damage or product liability and changes in general economic conditions, among other factors.

Equity Investing Risk. An investment in the Fund involves risks similar to those of investing in any fund holding equity securities, such as market fluctuations, changes in interest rates and perceived trends in stock prices. The values of equity securities could decline generally or could underperform other investments. In addition, securities may decline in value due to factors affecting a specific issuer, market or securities markets generally.

Small Capitalization Securities Risk. The securities of small capitalization companies are often more volatile and less liquid than the stocks of larger companies and may be more affected than other types of securities during market downturns. Compared to larger companies, small capitalization companies may have a shorter history of operations, and may have limited product lines, markets or financial resources.

ETFs and Other Investment Companies Risk. The risks of investing in securities of ETFs and other investment companies typically reflect the risks of the types of instruments in which the underlying ETF or other investment company invests. In addition, with such investments, the Fund indirectly bears its proportionate share of the fees and expenses of the underlying entity. As a result, the Fund's operating expenses may be higher and performance may be lower.

Liquidity Risk. Liquidity risk exists when investments are difficult to purchase or sell. This can reduce the Fund's returns because the Fund or an entity in which it invests may be unable to transact at advantageous times or prices.

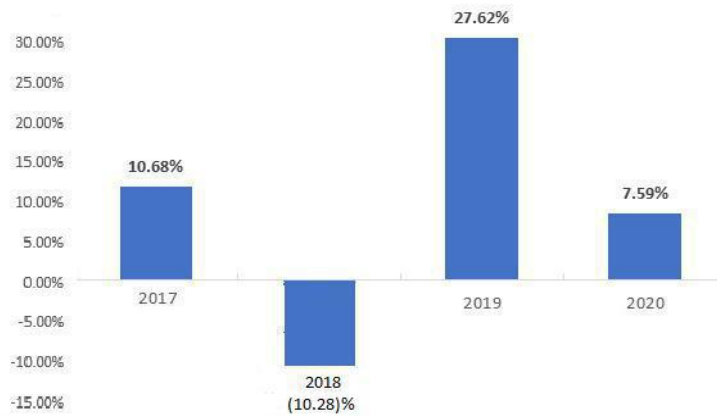
Authorized Participants Concentration Risk. The Fund has a limited number of financial institutions that may act as authorized participants ("Authorized Participants"). To the extent they cannot or are otherwise unwilling to engage in creation and redemption transactions with the Fund and no other Authorized Participant steps in, shares of the Fund may trade like closed-end fund shares at a significant discount to NAV and may face trading halts and/or delisting from the Exchange. This risk may be more pronounced in volatile markets, potentially where there are significant redemptions in ETFs generally.

Cash and Cash Equivalents Risk. Holding cash or cash equivalents, even strategically, may lead to missed investment opportunities. This is particularly true when the market for other investments in which the Fund may invest is rapidly rising.

Performance Information

Effective May 4, 2018, the Fund's underlying index was changed from the FTSE USA Small Cap Qual/Vol/Yield Factor 3% Capped Index (the "Former Target Index 1") to the FTSE USA Small Cap ex Real Estate 2Qual/Vol/Yield 3% Capped Factor Index (the "Former Target Index 2" and together with the Former Target Index 1, the "Former Target Indexes"). Effective June 1, 2020, the Fund's underlying index was changed from the Former Target Index 2 to the O'Shares U.S. Small-Cap Quality Dividend Index (the "Target Index"). Thus, Fund performance shown below prior to May 4, 2018 reflects the Fund seeking to track the performance of the Former Target Index 1, Fund performance shown below from May 4, 2018 through May 31, 2020 reflects the Fund seeking to track the performance of the Former Target Index 2, and Fund performance shown below beginning June 1, 2020 reflects the Fund seeking to track the performance of the Target Index. In addition, the Target Index performance shown below reflects the blended performance of the Former Target Index 1 through May 3, 2018, the Former Target Index 2 from May 4, 2018 through May 31, 2020 and the Target Index thereafter.

The bar chart and table that follow show how the Fund has performed on a calendar year basis and provide an indication of the risks of investing in the Fund by showing the changes in the performance from year to year and how the Fund's average annual returns compare against the Target Index and a broad-based securities market index. Past performance (before and after taxes) does not necessarily indicate how the Fund will perform in the future. For current performance information, please visit the Fund's website at www.oshares.com.



For the period shown in the bar chart above:

Best Quarter	December 31, 2020	19.32%
Worst Quarter	March 31, 2020	(28.24)%

The year-to-date return as of the calendar quarter ended September 30, 2021 is 12.64%.

Average Annual Total Returns (for the periods ended December 31, 2020)	One Year	Since Inception (December 30, 2016)
Before Taxes	7.59%	8.01%
After Taxes on Distributions	7.05%	7.41%
After Taxes on Distributions and Sale of Shares	4.78%	6.14%
O'Shares U.S. Small-Cap Quality Dividend Index ⁽¹⁾⁽²⁾	8.15%	8.55%
Russell 2000 Value Index ⁽¹⁾	4.60%	4.60%

(1) Index performance shown in the table is total return, which assumes reinvestment of any dividends and distributions during the time periods shown.

(2) O'Shares U.S. Small-Cap Quality Dividend Index performance information reflects the blended performance of the FTSE USA Small Cap Qual/Vol/Yield 3% Capped Factor Index through May 3, 2018, the FTSE USA Small Cap ex Real Estate 2Qual/Vol/Yield 3% Capped Factor Index from May 4, 2018 through May 31, 2020 and the O'Shares U.S. Small-Cap Quality Dividend Index thereafter.

Average annual total returns are shown on a before- and after-tax basis for the Fund. After-tax returns are calculated using the historical highest individual federal marginal income tax rates and do not reflect the impact of state and local taxes. Actual after-tax returns depend on an investor's tax situation and may differ from those shown. After-tax returns shown are not relevant to investors who hold shares through tax- advantaged arrangements, such as 401(k) plans or individual retirement accounts ("IRAs"). After-tax returns may exceed the return before taxes due to an assumed tax benefit from realizing a capital loss on a sale of shares.

Management

Investment Adviser: O'Shares Investment Advisers, LLC

Sub-Adviser: Vident Investment Advisory, LLC

Portfolio Managers: The following table lists the persons responsible for day-to-day management of the Fund's portfolio:

Employee	Length of Service	Title
Austin Wen, CFA	Since October 2018	Co-Portfolio Manager
Rafael Zayas, CFA	Since June 2020	Co-Portfolio Manager

Purchase and Sale of Fund Shares

The Fund is an ETF. Individual Fund shares may only be purchased and sold in the secondary market through a broker-dealer and investors may pay a commission to such broker-dealers in connection with their purchase or sale. The price of Fund shares is based on market price, and because ETF shares trade at market prices rather than NAV, shares may trade at a price greater than NAV (a premium) or less than NAV (a discount). The Fund issues or redeems shares aggregated into blocks of 50,000 shares or multiples thereof ("Creation Units") to Authorized Participants who have entered into agreements with the Fund's distributor. The Fund will generally issue or redeem Creation Units in return for a basket of securities that the Fund specifies each day. However, the Fund also reserves the right to permit or require Creation Units to be issued, fully or partially, in exchange for cash.

An investor may incur costs attributable to the difference between the highest price a buyer is willing to pay to purchase shares of the Fund (bid) and the lowest price a seller is willing to accept for shares of the Fund (ask) when buying or selling shares in the secondary market (the "bid-ask spread"). Recent information, including information about the Fund's NAV, market price, premiums and discounts, and bid-ask spreads, is available online at www.oshares.com.

Tax Information

The Fund's distributions are expected to be taxable as ordinary income or capital gains, unless you are investing through a tax-advantaged arrangement, such as a 401(k) plan or an individual retirement account. Such tax-advantaged arrangements may be taxed as ordinary income upon withdrawal of monies from those arrangements.

Payments to Broker-Dealers and Other Financial Intermediaries

If you purchase the Fund through a broker-dealer or other financial intermediary (such as a bank), the Adviser or its related companies may pay the intermediary for the sale of Fund shares and related services. These payments may create a conflict of interest by influencing the broker-dealer or other intermediary and your salesperson to recommend the Fund over another investment. Ask your salesperson or visit your financial intermediary's web site for more information.

O'Shares Global Internet Giants ETF

Investment Objective

The Fund seeks to track the performance (before fees and expenses) of the O'Shares Global Internet Giants Index (the "Target Index").

Fees and Expenses

This table describes the fees and expenses you may pay if you buy, hold and sell shares in the Fund. You may pay other fees, such as brokerage commissions and other fees to financial intermediaries, which are not reflected in the table and example below.

Annual Fund Operating Expenses (expenses you pay each year as a % of the value of your investment)

Management Fees	0.48%
Distribution and/or Service (12b-1) Fees	0.00%
Other Expenses	0.00%
Total Annual Fund Operating Expenses	0.48%

Example

The following example is intended to help you compare the cost of investing in the Fund with the costs of investing in other funds. The example assumes that you invest \$10,000 in the Fund for the time periods indicated and then sell all of your shares at the end of those periods. The example also assumes that your investment has a 5% return each year and that the Fund's operating expenses remain the same each year. Although your actual costs may be higher or lower, based on these assumptions, whether you do or do not sell your shares, your costs would be:

1 YEAR	3 YEARS	5 YEARS	10 YEARS
\$49	\$154	\$269	\$604

Portfolio Turnover

The Fund pays transaction costs, such as commissions, when it buys and sells securities (or "turns over" its portfolio). A higher turnover rate may indicate higher transaction costs and may result in higher taxes when the Fund's shares are held in a taxable account. These costs, which are not reflected in annual fund operating expenses or the example, affect the Fund's performance. During the most recent fiscal year, the Fund's portfolio turnover rate was 48% of the average value of its portfolio.

Principal Investment Strategies

The Fund seeks to track the performance (before fees and expenses) of the Target Index.

The Target Index is a rules-based index intended to give investors a means of tracking stocks exhibiting quality and growth characteristics in the "internet sector", as defined by O'Shares Investment Advisers, LLC (the "Index Provider" or "Adviser").

The Target Index is constructed using a proprietary, rules-based methodology designed to select equity securities from 2500 global stocks in two main business segments, Internet Technology and Internet Commerce, by identifying companies in the following industries: Application Software, Integrated Telecommunication Services, Interactive Media & Services, Internet & Direct Marketing Retail, Systems Software, Movies & Entertainment, Interactive Home Entertainment and Internet Services & Infrastructure, selecting those that have exposure to the following factors: 1) quality and 2) growth. The selection criteria include requirements for minimum capitalization (adjusted for free float), minimum price and minimum average daily trading volume. The universe of eligible securities includes the 1000 largest U.S. listed companies, the 500 largest European companies, the 500 largest Pacific basin companies and the 500 largest emerging market companies, measured by market capitalization. Constituents of the Fund's Target Index must derive at least 50% of their revenues from Internet Technology and/or Internet Commerce. The "quality" factor is determined primarily by "cash burn rate", the monthly rate that a company uses shareholder capital. Companies with a high ratio of cash burn rate to balance sheet cash and cash equivalents are excluded from the Target Index. The "growth" factor is measured by revenue growth and stocks are assigned a growth rating. The Target Index excludes pass-through securities such as real estate investment trusts ("REITs"), master limited partnerships ("MLPs"), business development companies ("BDCs") and closed-end funds ("CEFs").

The Fund may also invest in US- or Hong Kong-listed issuers that have entered into contractual relationships with a China-based business and/or individuals/entities affiliated with the business structured as a variable interest entity (“VIE”). In a VIE structure, instead of directly owning the equity interests in a Chinese company, the listed company has contractual arrangements with the Chinese company. These contractual arrangements are expected to provide the listed company (and investors in such company, such as the Fund) with exposure to the China-based company. These arrangements are often used because of Chinese governmental restrictions on non-Chinese ownership of companies in certain industries in China.

Stock weightings in the Target Index are determined according to a modified market capitalization weighting method, using the full market capitalization combined with the growth rating, subject to constraints for diversification and capacity. The diversification constraint limits maximum position weights. The capacity criteria include primary exchange listing, minimum capitalization, minimum price and minimum average daily trading volume requirements. The Target Index is rebalanced quarterly and reconstituted semi-annually. At the quarterly rebalance, a capping methodology is applied to limit individual stock concentration and increase diversification in the Target Index. As of June 30, 2021, the Target Index was comprised of 90 securities.

The Fund may use either a replication strategy or representative sampling strategy in seeking to track the performance of the Target Index. Under a replication strategy, the Fund intends to replicate the constituent securities of the Target Index as closely as possible. Under a representative sampling strategy, the Fund would invest in what it believes to be a representative sample of the component securities of the Target Index. The Fund may use a representative sampling strategy when a replication strategy might be detrimental to shareholders, such as when there are practical difficulties or substantial costs involved in compiling a portfolio of securities to follow the Target Index (e.g., where the Target Index contains component securities too numerous to efficiently purchase or sell); or, in certain instances, when a component security of the Target Index becomes temporarily illiquid, unavailable or less liquid. The Fund may also use a representative sampling strategy to exclude less liquid component securities contained in the Target Index from the Fund’s portfolio in order to create a more tradable portfolio and improve arbitrage opportunities. To the extent the Fund uses a representative sampling strategy, it may not track the Target Index with the same degree of accuracy as would an investment vehicle replicating the entire index.

Under normal market conditions, the Fund will invest at least 80% of its total assets in the components of the Target Index. To the extent that the Target Index concentrates (i.e., holds 25% or more of its net assets) in the securities of a particular industry or group of industries, the Fund is expected to concentrate to approximately the same extent. As of June 30, 2021, the Communication Services, Consumer Discretionary and Information Technology sectors each represented a substantial portion of the Target Index. The Target Index provides exposure to various global markets, including emerging markets. As of June 30, 2021 the Target Index included the following countries: Argentina, Canada, China, France, Germany, Israel, Japan, New Zealand, Saudi Arabia, Sweden, the United Kingdom and the United States.

The Fund may invest up to 20% of its total assets in investments not included in the Target Index, but which Vident Investment Advisory, LLC (the “Sub-Adviser”) believes will help the Fund track the Target Index. For example, there may be instances in which the Sub-Adviser may choose to purchase or sell investments, including exchange-traded funds (“ETF”) and other investment company securities, and cash and cash equivalents, as substitutes for one or more Target Index components or in anticipation of changes in the Target Index’s components.

The Fund is classified as “non-diversified” under the Investment Company Act of 1940, as amended (the “1940 Act”), which means that a relatively high percentage of the Fund’s assets may be invested in a limited number of issuers.

The Target Index methodology was developed by the Index Provider, an affiliate of the Fund.

Principal Investment Risks

There can be no guarantee that the Fund will achieve its investment objective. The Fund is an ETF, not a bank deposit, and is not guaranteed or insured by the Federal Deposit Insurance Corporation or any other government agency. The value of your investment may fall, sometimes sharply, and you could lose money by investing in the Fund. The Fund is subject to the principal investment risks noted below, any of which may adversely affect the Fund’s net asset value (“NAV”, trading price, yield, total return and ability to meet its investment objective.

Market Events Risk. The market values of the Fund’s investments, and therefore the value of the Fund’s shares, will go up and down, sometimes rapidly or unpredictably. Market risk may affect a single issuer, industry or section of the economy, or it may affect the market as a whole. Turbulence in the financial markets and reduced liquidity may negatively affect issuers, which could have an adverse effect on the Fund. In addition, there is a risk that policy changes by the U.S. Government, Federal Reserve and/or other government actors, such as increasing interest rates, could cause increased volatility in financial markets and disruption in the creation/redemption process of the Fund, which could have a negative impact on the Fund.

COVID-19 Risk. The value of the securities in which the Fund invests may be affected by certain events or developments that adversely interrupt the global supply chain such as pandemics. The outbreak of COVID-19 and aggressive measures taken worldwide in response by governments, including closing borders, restricting international and domestic travel, and the imposition of prolonged quarantines of large populations, and by businesses, including changes to operations and reducing staff. The effects of COVID-19 have contributed to increased volatility in global markets and will likely affect certain countries, companies, industries and market sectors more dramatically than others. The COVID-19 pandemic has had, and any other outbreak of an infectious disease or other serious public health concern could have, a significant negative impact on economic and market conditions and could trigger a prolonged period of global economic slowdown. To the extent the Fund may overweight its investments in certain countries, companies, industries or market sectors, such positions will increase the Fund's exposure to risk of loss from adverse developments affecting those countries, companies, industries or sectors.

Multifactor Risk. The Target Index, and thus the Fund, seeks to achieve specific factor exposures identified in the Fund's principal investment strategies above. There can be no assurance that targeting exposure to such factors will enhance the Fund's performance over time, and targeting exposure to certain factors may detract from performance in some market environments. There is no guarantee the Index Provider's methodology will be successful in creating an index that achieves the specific factor exposures identified above.

Internet Companies Risk. Companies involved with the internet, technology and e-commerce are exposed to risks associated with rapid advances in technology, obsolescence of current products and services, the finite life of patents and the constant threat of global competition and substitutes. In addition to these risks, these companies may be adversely impacted by market and economic cyclicality and changing industry standards.

Quality Stocks Risk. This style of investing is subject to the risk that the past performance of these companies does not continue or that the returns on "quality" equity securities are less than returns on other styles of investing or the overall stock market. In addition, there may be periods when quality investing is out of favor and during which the investment performance of a fund using a quality strategy may suffer.

Growth Securities Risk. The Fund invests in securities exhibiting growth characteristics. Growth securities may be more volatile and perform differently than the broad market. They may underperform when compared to securities with different characteristics. Growth securities may be sensitive to economic conditions and tend to perform better during periods of economic recovery (although there is no assurance that they will continue to do so). As a result, growth securities may outperform or underperform the broad market over time.

Foreign Investment Risk. Returns on investments in foreign securities could be more volatile than, or trail the returns on, investments in U.S. securities. Exposures to foreign securities entail special risks, including due to: differences in information available about foreign issuers; differences in investor protection standards in other jurisdictions; capital controls risks, including the risk of a foreign jurisdiction imposing restrictions on the ability to repatriate or transfer currency or other assets; political, diplomatic and economic risks; regulatory risks; and foreign market and trading risks, including the costs of trading and risks of settlement in foreign jurisdictions. In addition, the Fund's investments in securities denominated in other currencies could decline due to changes in local currency relative to the value of the U.S. dollar, which may affect the Fund's returns.

Emerging Markets Risk. Investing in emerging markets involves even greater risks than investing in more developed foreign markets because, among other things, emerging markets often have more political and economic instability, limited or unreliable information regarding the issuer, greater limitations on the rights and remedies of shareholders, and are more susceptible to loss than investments in developed markets. Emerging markets are financial markets in countries with developing economies, where industrialization has commenced and the economy has linkages with the global economy.

Geographic Concentration Risk. Because the Fund's investments may be concentrated in a particular geographic region or country, the value of Fund shares may be affected by events that adversely affect that region or country and may fluctuate more than that of a less concentrated fund.

China Risk. Investments in Chinese securities, including certain Hong Kong-listed securities, subject the Fund to risks specific to China. China may be subject to considerable degrees of economic, political and social instability. China is an emerging market and demonstrates significantly higher volatility from time to time in comparison to developed markets. Over the last few decades, the Chinese government has undertaken reform of economic and market practices and has expanded the sphere of private ownership of property in China. However, Chinese markets generally continue to experience inefficiency, volatility and pricing anomalies resulting from governmental influence, a lack of publicly available information, including restrictions on the Public Company Accounting Oversight Board's ("PCAOB") access to public accounting firms, and/or political and social instability. Internal social unrest or confrontations with other neighboring countries, including military conflicts in response to such events, may also disrupt economic development in China and result in a greater risk of currency fluctuations, currency non-convertibility, interest rate fluctuations and higher rates of inflation. China has experienced security concerns, such as terrorism and strained international relations. Incidents involving China's or the region's security may cause uncertainty in Chinese markets and may adversely affect the Chinese economy and the Fund's investments. Export growth continues to be a major driver of China's rapid economic growth. Reduction in spending on Chinese products and services, institution of additional tariffs or other trade barriers, including as a result of heightened trade tensions between China and the U.S., or a downturn in any of the economies of China's key trading partners may have an adverse impact on the Chinese economy.

For investments using a VIE structure, all or most of the value of such an investment depends on the enforceability of the contracts between the listed company and the China-based VIE. To the Advisor's knowledge, the Chinese government has never approved VIE structures. Investments through a VIE structure are subject to the risk that the VIE will breach its contracts with the listed company that holds such contractual rights; that any breach of such contracts will likely be subject to Chinese law and jurisdiction; and that Chinese law may be interpreted or change in a way that affects the enforceability of the VIE's arrangements, or contracts between the VIE and the listed company may otherwise not be enforceable under Chinese law. As a result, the market value of the Fund's associated holdings would likely be significantly negatively impacted, which may result in significant losses with little or no recourse available. Further, investments in the listed company may be affected by conflicts of interest and duties between the legal owners of the China-based VIE and the stockholders of the listed company, which may adversely impact the value of the investments of the listed company.

Index-Related Risk. The Fund is managed with an investment strategy that attempts to track the performance of the Target Index. As a result, the Fund expects to hold constituent securities of the Target Index regardless of their current or projected performance. Maintaining investments in securities regardless of market conditions or the performance of individual securities could cause the Fund's return to be lower than if the Fund employed an active strategy.

Risks related to the Index Provider. There is no assurance that the Index Provider or the index calculation agent will compile the Target Index accurately, or that the Target Index will be determined, composed or calculated accurately. While the Index Provider provides descriptions of what the Target Index is designed to achieve, the Index Provider does not guarantee the quality, accuracy or completeness of data in respect of its indexes, and does not guarantee that the Target Index will be in line with its described index methodology. Any gains, losses or costs to the Fund that are caused by Index Provider or index calculation agent errors will therefore be borne by the Fund and its shareholders. The Target Index is new and has a limited performance history. The foregoing risks may be greater for a new index.

Sampling Risk. To the extent the Fund uses a representative sampling approach, it will hold a smaller number of securities than are in the Target Index. As a result, an adverse development respecting a security held by the Fund could result in a greater decline in NAV than would be the case if the Fund held all of the securities in the Target Index. Conversely, a positive development relating to a security in the Target Index that is not held by the Fund could cause the Fund to underperform the Target Index. To the extent the assets in the Fund are smaller, these risks will be greater.

Tracking Error Risk. Tracking error is the divergence of the Fund's performance from that of the Target Index. Tracking error may occur due to, among other things, fees and expenses paid by the Fund, including the cost of buying and selling securities that are not reflected in the Target Index. If the Fund is small, it may experience greater tracking error. If the Fund is not fully invested, holding cash balances may prevent it from tracking the Target Index. In addition, the Fund's NAV may deviate from the Target Index if the Fund fair values a portfolio security at a price other than the price used by the Target Index for that security. To the extent the Fund uses a representative sampling strategy to track the Target Index, such a strategy may produce greater tracking error than if the Fund employed a full replication strategy.

Premium-Discount Risk. Fund shares may trade above or below their NAV on the Exchange. The market prices of Fund shares will generally fluctuate in accordance with changes in NAV as well as the relative supply of, and demand for, Fund shares. Therefore, you may pay more than NAV when you buy shares of the Fund on the Exchange, and you may receive less than NAV when you sell those shares on the Exchange. This risk is separate and distinct from the risk that the NAV of Fund shares may decrease.

Secondary Market Trading Risk. Investors buying or selling Fund shares in the secondary market may pay brokerage commissions or other charges, which may be a significant proportional cost for investors seeking to buy or sell relatively small amounts of Fund shares. Although the Fund's shares are listed on the Exchange, there can be no assurance that an active or liquid trading market for them will develop or be maintained. In addition, trading in Fund shares on the Exchange may be halted.

International Closed Market Trading Risk. Because the Fund's underlying securities trade on markets that may be closed when the Exchange is open, there are likely to be deviations between current pricing of an underlying security and stale pricing resulting in the Fund trading at a discount or premium to NAV that may be greater than those incurred by other ETFs.

Non-Diversification Risk. The Fund is classified as “non-diversified” under the 1940 Act, which means that the Fund may invest a relatively high percentage of its assets in a limited number of issuers. As a result, the Fund may be more susceptible to a single adverse economic or regulatory occurrence affecting one or more of these issuers, experience increased volatility and be highly invested in certain issuers.

Concentration Risk. To the extent that the Target Index is concentrated in a particular industry or group of industries, the Fund is also expected to be concentrated in that industry or group of industries, which may subject the Fund to a greater loss as a result of adverse economic, business or other developments affecting that industry or group of industries.

Sector Risk. To the extent the Target Index, and thereby the Fund, emphasizes, from time to time, investments in a particular sector, the Fund is subject to a greater degree to the risks particular to that sector. Market conditions, interest rates, and economic, regulatory, or financial developments could significantly affect all the securities in a single sector. If the Fund invests in a few sectors, it may have increased exposure to the price movements of those sectors.

Communication Services Sector Risk. Companies in the communications sector may be affected by industry competition, substantial capital requirements, government regulation, cyclicity of revenues and earnings, obsolescence of communications products and services due to technological advancement, a potential decrease in the discretionary income of targeted individuals and changing consumer tastes and interests.

Consumer Discretionary Sector Risk. The consumer discretionary sector may be affected by changes in domestic and international economies, exchange and interest rates, competition, consumers’ disposable income, consumer preferences, social trends and marketing campaigns.

Information Technology Sector Risk. Information technology companies face intense competition and potentially rapid product obsolescence. They are also heavily dependent on intellectual property rights and may be adversely affected by the loss or impairment of those rights. Companies in the software industry may be adversely affected by, among other things, the decline or fluctuation of subscription renewal rates for their products and services and actual or perceived vulnerabilities in their products or services.

Equity Investing Risk. An investment in the Fund involves risks similar to those of investing in any fund holding equity securities, such as market fluctuations, changes in interest rates and perceived trends in stock prices. The values of equity securities could decline generally or could underperform other investments. In addition, securities may decline in value due to factors affecting a specific issuer, market or securities markets generally.

Large Capitalization Securities Risk. The securities of large market capitalization companies may underperform other segments of the market because such companies may be less responsive to competitive challenges and opportunities and may be unable to attain high growth rates during periods of economic expansion.

Small and Mid-Capitalization Securities Risk. The securities of small and mid-capitalization companies are often more volatile and less liquid than the securities of larger companies and may be more affected than other types of securities during market downturns. Compared to larger companies, small and mid-capitalization companies may have a shorter history of operations, and may have limited product lines, markets or financial resources.

ETFs and Other Investment Companies Risk. The risks of investing in securities of ETFs and other investment companies typically reflect the risks of the types of instruments in which the underlying ETF or other investment company invests. In addition, with such investments, the Fund indirectly bears its proportionate share of the fees and expenses of the underlying entity. As a result, the Fund’s operating expenses may be higher and performance may be lower.

Depository Receipts Risk. The risks of investments in depository receipts are substantially similar to Foreign Investment Risk. In addition, depository receipts may not track the price of the underlying foreign securities and their value may change materially at times when the U.S. markets are not open for trading.

Liquidity Risk. Liquidity risk exists when investments are difficult to purchase or sell. This can reduce the Fund’s returns because the Fund or an entity in which it invests may be unable to transact at advantageous times or prices.

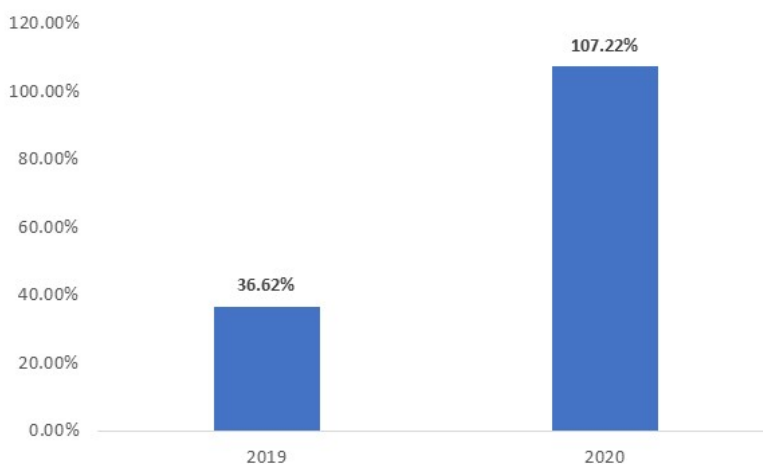
Authorized Participants Concentration Risk. The Fund has a limited number of financial institutions that may purchase and redeem Fund shares directly from the Fund (“Authorized Participants”). To the extent they cannot or are otherwise unwilling to engage in creation and redemption transactions with the Fund and no other Authorized Participant steps in, shares of the Fund may trade like closed-end fund shares at a significant discount to NAV and may face trading halts and/or delisting from the Exchange. This risk may be more pronounced in volatile markets, potentially where there are significant redemptions in ETFs generally.

Cash and Cash Equivalents Risk. Holding cash or cash equivalents, even strategically, may lead to missed investment opportunities. This is particularly true when the market for other investments in which the Fund may invest is rapidly rising.

Cash Transactions Risk. To the extent that the Fund effects its creations and redemptions partially for cash, rather than for in-kind securities, it may be required to sell portfolio securities and subsequently recognize gains on such sales that the Fund might not have recognized if it were to distribute portfolio securities in-kind. Therefore, investments in Fund shares may be less tax-efficient than an investment in an ETF that distributes portfolio securities entirely in-kind.

Performance Information

The bar chart and table that follow show how the Fund has performed on a calendar year basis and provide an indication of the risks of investing in the Fund by showing the changes in the performance from year to year and how the Fund’s average annual returns compare against the Target Index and a broad-based securities market index. Past performance (before and after taxes) does not necessarily indicate how the Fund will perform in the future. For current performance information, please visit the Fund’s website at www.oshares.com.



For the periods shown in the bar chart above:

Best Quarter	June 30, 2020	52.99%
Worst Quarter	September 30, 2019	(6.55)%

The year-to-date return as of the calendar quarter ended September 30, 2021 is (2.36)%.

Average Annual Total Returns

(for the periods ended December 31, 2020)	One Year	Since Inception (June 5, 2018)
Before Taxes	107.22%	35.12%
After Taxes on Distributions	107.22%	35.12%
After Taxes on Distributions and Sale of Shares	63.47%	28.10%
O’Shares Global Internet Giants Index ⁽¹⁾	108.29%	35.79%
NASDAQ-100 Index ⁽¹⁾	48.88%	26.97%

⁽¹⁾ Index performance shown in the table is total return, which assumes reinvestment of any dividends and distributions during the time periods shown.

Average annual total returns are shown on a before- and after-tax basis for the Fund. After-tax returns are calculated using the historical highest individual federal marginal income tax rates and do not reflect the impact of state and local taxes. Actual after-tax returns depend on an investor’s tax situation and may differ from those shown. After-tax returns shown are not relevant to investors who hold shares through tax- advantaged arrangements, such as 401(k) plans or individual retirement accounts (“IRAs”). After-tax returns may exceed the return before taxes due to an assumed tax benefit from realizing a capital loss on a sale of shares.

Management

Investment Adviser: O’Shares Investment Advisers, LLC

Sub-Adviser: Vident Investment Advisory, LLC

Portfolio Managers: The following table lists the persons responsible for day-to-day management of the Fund’s portfolio:

Employee	Length of Service	Title
Austin Wen, CFA	Since October 2018	Co-Portfolio Manager
Rafael Zayas, CFA	Since June 2020	Co-Portfolio Manager

Purchase and Sale of Fund Shares

The Fund is an ETF. Individual Fund shares may only be purchased and sold in the secondary market through a broker-dealer and investors may pay a commission to such broker-dealers in connection with their purchase or sale. The price of Fund shares is based on market price, and because ETF shares trade at market prices rather than NAV, shares may trade at a price greater than NAV (a premium) or less than NAV (a discount). The Fund issues or redeems shares aggregated into blocks of 50,000 shares or multiples thereof (“Creation Units”) to Authorized Participants who have entered into agreements with the Fund’s distributor. The Fund will generally issue or redeem Creation Units in return for a basket of securities that the Fund specifies each day. However, the Fund also reserves the right to permit or require Creation Units to be issued, fully or partially, in exchange for cash.

An investor may incur costs attributable to the difference between the highest price a buyer is willing to pay to purchase shares of the Fund (bid) and the lowest price a seller is willing to accept for shares of the Fund (ask) when buying or selling shares in the secondary market (the “bid-ask spread”). Recent information, including information about the Fund’s NAV, market price, premiums and discounts, and bid-ask spreads, is available online at www.oshares.com.

Tax Information

The Fund’s distributions are expected to be taxable as ordinary income or capital gains, unless you are investing through a tax-advantaged arrangement, such as a 401(k) plan or an individual retirement account. Such tax-advantaged arrangements may be taxed as ordinary income upon withdrawal of monies from those arrangements.

Payments to Broker-Dealers and Other Financial Intermediaries

If you purchase the Fund through a broker-dealer or other financial intermediary (such as a bank), the Adviser or its related companies may pay the intermediary for the sale of Fund shares and related services. These payments may create a conflict of interest by influencing the broker-dealer or other intermediary and your salesperson to recommend the Fund over another investment. Ask your salesperson or visit your financial intermediary’s web site for more information.

O'Shares Europe Quality Dividend ETF

Investment Objective

The Fund seeks to track the performance (before fees and expenses) of the O'Shares Europe Quality Dividend Index (the "Target Index").

Fees and Expenses

This table describes the fees and expenses you may pay if you buy, hold and sell shares in the Fund. You may pay other fees, such as brokerage commissions and other fees to financial intermediaries, which are not reflected in the table and example below.

Annual Fund Operating Expenses (expenses you pay each year as a % of the value of your investment)

Management Fees	0.48%
Distribution and/or Service (12b-1) Fees	0.00%
Other Expenses	0.00%
Total Annual Fund Operating Expenses	0.48%

Example

The following example is intended to help you compare the cost of investing in the Fund with the costs of investing in other funds. The example assumes that you invest \$10,000 in the Fund for the time periods indicated and then sell all of your shares at the end of those periods. The example also assumes that your investment has a 5% return each year and that the Fund's operating expenses remain the same each year. Although your actual costs may be higher or lower, based on these assumptions, whether you do or do not sell your shares, your costs would be:

1 YEAR	3 YEARS	5 YEARS	10 YEARS
\$49	\$154	\$269	\$604

Portfolio Turnover

The Fund pays transaction costs, such as commissions, when it buys and sells securities (or "turns over" its portfolio). A higher turnover rate may indicate higher transaction costs and may result in higher taxes when the Fund's shares are held in a taxable account. These costs, which are not reflected in annual fund operating expenses or the example, affect the Fund's performance. During the most recent fiscal year, the portfolio turnover rate of the Fund was 42% of the average value of its portfolio.

Principal Investment Strategies

The Fund seeks to track the performance (before fees and expenses) of the Target Index.

The Target Index is designed to measure the performance of publicly-listed large-capitalization and mid-capitalization dividend-paying issuers in Europe that meet certain market capitalization, liquidity, high quality, low volatility and dividend yield thresholds, as determined by O'Shares Investment Advisers, LLC (the "Index Provider"). The high quality and low volatility requirements are designed to reduce exposure to high dividend equities that have experienced large price declines.

The constituents of the Target Index are selected from the S-Network Europe Equity 500 Index. S-Network Global Indexes Inc. determines eligible securities for the S-Network Europe Equity 500 Index in accordance with the S-Network Country Classification System, based on measures such as country of incorporation, country of domicile, country of primary listing and country in which the greatest percentage of revenue is generated. As of June 30, 2021, the Target Index consisted of 50 securities.

The Target Index is constructed using a proprietary, rules-based methodology designed to select equity securities from the S-Network Europe Equity 500 Index that have exposure to the following four factors: 1) quality, 2) low volatility, 3) dividend yield and 4) dividend quality. The "quality" factor is calculated by combining measures of profitability and leverage with the objective of identifying companies with strong profitability and balance sheets. The "low volatility" factor measures the risk of price moves for a security with the objective of reducing allocations to riskier companies. The "dividend yield" factor measures the income generated by an investment with the objective of identifying companies with higher dividend yields. The "dividend quality" factor measures the income available to a company to pay dividends to common shareholders together with the growth of a company's dividends over time, with the objective of identifying companies with less risk of dividend cuts or suspensions.

Each company in the S-Network Europe Equity 500 Index is weighted based on: (i) the company's market capitalization weight in the S-Network Europe Equity 500 Index, as adjusted by (ii) the quality, low volatility, dividend yield and dividend quality factors, with the quality and low volatility factors receiving greater emphasis. The inclusion of each company is then subject to certain constraints (e.g., diversification, capacity and sector) prior to adjusting the final weights in the Target Index. The diversification constraint limits maximum position weights. All stocks included in the S-Network Europe Equity 500 Index are screened for free float (the number of shares readily available for purchase on the open market) and average daily trading volume. The sector constraints limit sector deviations. The Target Index is rebalanced quarterly and reconstituted annually. Individual index constituent weights are capped at 5% at each quarterly rebalance to avoid overexposure to any single security. The Target Index's investable universe includes companies from the following GICS sectors within the S-Network Europe Equity 500 Index: Communication Services, Consumer Discretionary, Consumer Staples, Financials, Health Care, Industrials, Information Technology, and Utilities.

The Fund may use either a replication strategy or representative sampling strategy in seeking to track the performance of the Target Index. Under a replication strategy, the Fund intends to replicate the constituent securities of the Target Index as closely as possible. Under a representative sampling strategy, the Fund would invest in what it believes to be a representative sample of the component securities of the Target Index. The Fund may use a representative sampling strategy when a replication strategy might be detrimental to shareholders, such as when there are practical difficulties or substantial costs involved in compiling a portfolio of securities to follow the Target Index (e.g., where the Target Index contains component securities too numerous to efficiently purchase or sell); or, in certain instances, when a component security of the Target Index becomes temporarily illiquid, unavailable or less liquid. The Fund may also use a representative sampling strategy to exclude less liquid component securities contained in the Target Index from the Fund's portfolio in order to create a more tradable portfolio and improve arbitrage opportunities. To the extent the Fund uses a representative sampling strategy, it may not track the Target Index with the same degree of accuracy as would an investment vehicle replicating the entire index.

Under normal market conditions, the Fund will invest at least 80% of its total assets in the components of the Target Index and in depositary receipts representing such securities. To the extent that the Target Index concentrates (i.e., holds 25% or more of its net assets) in the securities of a particular industry or group of industries, the Fund is expected to concentrate to approximately the same extent.

The Fund may invest up to 20% of its total assets in investments not included in the Target Index, but which Vident Investment Advisory, LLC (the "Sub-Adviser") believes will help the Fund track the Target Index. For example, there may be instances in which the Sub-Adviser may choose to purchase or sell investments, including exchange-traded funds ("ETF") and other investment company securities, and cash and cash equivalents, as substitutes for one or more Target Index components or in anticipation of changes in the Target Index's components.

The Target Index methodology was developed by the Index Provider, an affiliate of the Fund.

Principal Investment Risks

There can be no guarantee that the Fund will achieve its investment objective. The Fund is an ETF, not a bank deposit, and is not guaranteed or insured by the Federal Deposit Insurance Corporation or any other government agency. The value of your investment may fall, sometimes sharply, and you could lose money by investing in the Fund. The Fund is subject to the principal investment risks noted below, any of which may adversely affect the Fund's net asset value ("NAV"), trading price, yield, total return and ability to meet its investment objective.

Market Events Risk. The market values of the Fund's investments, and therefore the value of the Fund's shares, will go up and down, sometimes rapidly or unpredictably. Market risk may affect a single issuer, industry or section of the economy, or it may affect the market as a whole. Turbulence in the financial markets and reduced liquidity may negatively affect issuers, which could have an adverse effect on the Fund. In addition, there is a risk that policy changes by the U.S. Government, Federal Reserve and/or other government actors, such as increasing interest rates, could cause increased volatility in financial markets and disruption in the creation/redemption process of the Fund, which could have a negative impact on the Fund.

COVID-19 Risk. The value of the securities in which the Fund invests may be affected by certain events or developments that adversely interrupt the global supply chain such as pandemics. The outbreak of COVID-19 and aggressive measures taken worldwide in response by governments, including closing borders, restricting international and domestic travel, and the imposition of prolonged quarantines of large populations, and by businesses, including changes to operations and reducing staff. The effects of COVID-19 have contributed to increased volatility in global markets and will likely affect certain countries, companies, industries and market sectors more dramatically than others. The COVID-19 pandemic has had, and any other outbreak of an infectious disease or other serious public health concern could have, a significant negative impact on economic and market conditions and could trigger a prolonged period of global economic slowdown. To the extent the Fund may overweight its investments in certain countries, companies, industries or market sectors, such positions will increase the Fund's exposure to risk of loss from adverse developments affecting those countries, companies, industries or sectors.

Multifactor Risk. The Target Index, and thus the Fund, seeks to achieve specific factor exposures identified in the Fund's principal investment strategies above. There can be no assurance that targeting exposure to such factors will enhance the Fund's performance over time, and targeting exposure to certain factors may detract from performance in some market environments. There is no guarantee the Index Provider's methodology will be successful in creating an index that achieves the specific factor exposures identified above.

Quality Stocks Risk. This style of investing is subject to the risk that the past performance of these companies does not continue or that the returns on "quality" equity securities are less than returns on other styles of investing or the overall stock market. In addition, there may be periods when quality investing is out of favor and during which the investment performance of a fund using a quality strategy may suffer.

Dividend-Paying Stocks Risk. The Fund's emphasis on dividend-paying stocks involves the risk that such stocks may fall out of favor with investors and underperform the market. Also, a company may reduce or eliminate its dividend after the Fund's purchase of such a company's securities.

Volatility Risk. There is a risk that the present and future volatility of a security, relative to the S-Network Europe Equity 500 Index, will not be the same as it historically has been and thus that the Target Index will not be exposed to the less volatile securities in the S-Network Europe Equity 500 Index. Volatile stocks are subject to sharp swings in value.

Europe Risk. Decreasing imports or exports, changes in governmental or European Union (the "EU") regulations on trade, changes in the exchange rate of the euro, the default or threat of default by an EU member country on its sovereign debt, and/or an economic recession in an EU member country may have a significant adverse effect on the securities of EU issuers. The European financial markets have recently experienced volatility and adversity due to concerns about economic downturns, or rising government debt levels, in several European countries. These events have adversely affected the exchange rate of the euro and may continue to significantly affect every country in Europe. The risk of investing in Europe may be heightened due to the United Kingdom's withdrawal from membership in the EU. In addition, if one or more countries were to exit the EU or abandon the use of the euro as a currency, the value of investments tied to those countries or the euro could decline significantly and unpredictably. Any such event could have a material adverse impact on the value and risk profile of the Fund's portfolio.

Foreign Investment Risk. Returns on investments in foreign securities could be more volatile than, or trail the returns on, investments in U.S. securities. Exposures to foreign securities entail special risks, including due to: differences in information available about foreign issuers; differences in investor protection standards in other jurisdictions; capital controls risks, including the risk of a foreign jurisdiction imposing restrictions on the ability to repatriate or transfer currency or other assets; political, diplomatic and economic risks; regulatory risks; and foreign market and trading risks, including the costs of trading and risks of settlement in foreign jurisdictions. In addition, the Fund's investments in securities denominated in other currencies could decline due to changes in local currency relative to the value of the U.S. dollar, which may affect the Fund's returns.

Geographic Concentration Risk. Because the Fund's investments may be concentrated in a particular geographic region or country, the value of Fund shares may be affected by events that adversely affect that region or country and may fluctuate more than that of a less concentrated fund.

Index-Related Risk. The Fund is managed with an investment strategy that attempts to track the performance of the Target Index. As a result, the Fund expects to hold constituent securities of the Target Index regardless of their current or projected performance. Maintaining investments in securities regardless of market conditions or the performance of individual securities could cause the Fund's return to be lower than if the Fund employed an active strategy.

Risks related to the Index Provider. There is no assurance that the Index Provider or the index calculation agent will compile the Target Index accurately, or that the Target Index will be determined, composed or calculated accurately. While the Index Provider provides descriptions of what the Target Index is designed to achieve, the Index Provider does not guarantee the quality, accuracy or completeness of data in respect of its indexes, and does not guarantee that the Target Index will be in line with its described index methodology. Any gains, losses or costs to the Fund that are caused by Index Provider or index calculation agent errors will therefore be borne by the Fund and its shareholders. The Target Index is new and has a limited performance history. The foregoing risks may be greater for a new index.

Sampling Risk. To the extent the Fund uses a representative sampling approach, it will hold a smaller number of securities than are in the Target Index. As a result, an adverse development respecting a security held by the Fund could result in a greater decline in NAV than would be the case if the Fund held all of the securities in the Target Index. Conversely, a positive development relating to a security in the Target Index that is not held by the Fund could cause the Fund to underperform the Target Index. To the extent the assets in the Fund are smaller, these risks will be greater.

Tracking Error Risk. Tracking error is the divergence of the Fund's performance from that of the Target Index. Tracking error may occur due to, among other things, fees and expenses paid by the Fund, including the cost of buying and selling securities that are not reflected in the Target Index. If the Fund is small, it may experience greater tracking error. If the Fund is not fully invested, holding cash balances may prevent it from tracking the Target Index. In addition, the Fund's NAV may deviate from the Target Index if the Fund fair values a portfolio security at a price other than the price used by the Target Index for that security. To the extent the Fund uses a representative sampling strategy to track the Target Index, such a strategy may produce greater tracking error than if the Fund employed a full replication strategy.

Premium-Discount Risk. Fund shares may trade above or below their NAV on the Exchange. The market prices of Fund shares will generally fluctuate in accordance with changes in NAV as well as the relative supply of, and demand for, Fund shares. Therefore, you may pay more than NAV when you buy shares of the Fund on the Exchange, and you may receive less than NAV when you sell those shares on the Exchange. This risk is separate and distinct from the risk that the NAV of Fund shares may decrease.

Secondary Market Trading Risk. Investors buying or selling Fund shares in the secondary market may pay brokerage commissions or other charges, which may be a significant proportional cost for investors seeking to buy or sell relatively small amounts of Fund shares. Although the Fund's shares are listed on the Exchange, there can be no assurance that an active or liquid trading market for them will develop or be maintained. In addition, trading in Fund shares on the Exchange may be halted.

International Closed Market Trading Risk. Because the Fund's underlying securities trade on markets that may be closed when the Exchange is open, there are likely to be deviations between current pricing of an underlying security and stale pricing resulting in the Fund trading at a discount or premium to NAV that may be greater than those incurred by other ETFs.

Concentration Risk. To the extent that the Target Index is concentrated in a particular industry or group of industries, the Fund is also expected to be concentrated in that industry or group of industries, which may subject the Fund to a greater loss as a result of adverse economic, business or other developments affecting that industry or group of industries.

Sector Risk. To the extent the Target Index, and thereby the Fund, emphasizes, from time to time, investments in a particular sector, the Fund is subject to a greater degree to the risks particular to that sector. Market conditions, interest rates, and economic, regulatory, or financial developments could significantly affect all the securities in a single sector. If the Fund invests in a few sectors, it may have increased exposure to the price movements of those sectors.

Equity Investing Risk. An investment in the Fund involves risks similar to those of investing in any fund holding equity securities, such as market fluctuations, changes in interest rates and perceived trends in stock prices. The values of equity securities could decline generally or could underperform other investments. In addition, securities may decline in value due to factors affecting a specific issuer, market or securities markets generally.

Large Capitalization Securities Risk. The securities of large market capitalization companies may underperform other segments of the market because such companies may be less responsive to competitive challenges and opportunities and may be unable to attain high growth rates during periods of economic expansion.

Mid-Capitalization Securities Risk. The securities of mid-capitalization companies are often more volatile and less liquid than the securities of larger companies and may be more affected than other types of securities during market downturns. Compared to larger companies, mid-capitalization companies may have a shorter history of operations, and may have limited product lines, markets or financial resources.

ETFs and Other Investment Companies Risk. The risks of investing in securities of ETFs and other investment companies typically reflect the risks of the types of instruments in which the underlying ETF or other investment company invests. In addition, with such investments, the Fund indirectly bears its proportionate share of the fees and expenses of the underlying entity. As a result, the Fund's operating expenses may be higher and performance may be lower.

Depository Receipts Risk. The risks of investments in depository receipts are substantially similar to Foreign Investment Risk. In addition, depository receipts may not track the price of the underlying foreign securities and their value may change materially at times when the U.S. markets are not open for trading.

Liquidity Risk. Liquidity risk exists when investments are difficult to purchase or sell. This can reduce the Fund's returns because the Fund or an entity in which it invests may be unable to transact at advantageous times or prices.

Authorized Participants Concentration Risk. The Fund has a limited number of financial institutions that may purchase and redeem Fund shares directly from the Fund (“Authorized Participants”). To the extent they cannot or are otherwise unwilling to engage in creation and redemption transactions with the Fund and no other Authorized Participant steps in, shares of the Fund may trade like closed-end fund shares at a significant discount to NAV and may face trading halts and/or delisting from the Exchange. This risk may be more pronounced in volatile markets, potentially where there are significant redemptions in ETFs generally.

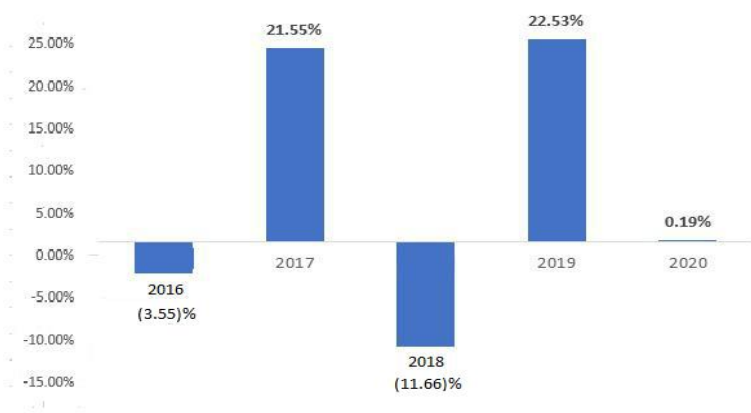
Cash and Cash Equivalents Risk. Holding cash or cash equivalents, even strategically, may lead to missed investment opportunities. This is particularly true when the market for other investments in which the Fund may invest is rapidly rising.

Performance Information

The Fund has adopted the historical performance of O’Shares FTSE Europe Quality Dividend ETF (the “Predecessor Fund”), a series of FQF Trust. The returns presented for the Fund reflect the performance of the Predecessor Fund. The Fund has adopted the historical performance of the Predecessor Fund as the result of a reorganization in which the Fund acquired all of the assets, subject to liabilities, of the Predecessor Fund on June 28, 2018. At the time of the reorganization, the investment objectives of the Predecessor Fund and the Fund were identical and the investment strategies of the Predecessor Fund and the Fund were substantially the same.

Effective June 1, 2020, the Fund’s underlying index was changed to the O’Shares Europe Quality Dividend Index (the “Target Index”) from the FTSE Developed Europe Qual/Vol/Yield 5% Capped Factor Index (the “Former Index”). Thus, Fund performance shown below through May 31, 2020 reflects the Fund seeking to track the performance of the Former Index, and Fund performance shown below beginning June 1, 2020 reflects the Fund seeking to track the performance of the Target Index. In addition, the Target Index performance shown below reflects the blended performance of the Former Index through May 31, 2020 and the Target Index thereafter.

The bar chart and table that follow show how the Fund has performed on a calendar year basis and provide an indication of the risks of investing in the Fund by showing the changes in the performance from year to year and how the Fund’s average annual returns compare against the Target Index and a broad-based securities market index. Past performance (before and after taxes) does not necessarily indicate how the Fund will perform in the future. For current performance information, please visit the Fund’s website at www.oshares.com.



For the periods shown in the bar chart above:

Best Quarter	June 30, 2020	10.89%
Worst Quarter	March 31, 2020	(20.66)%

The year-to-date return as of the calendar quarter ended September 30, 2021 is 12.16%.

Average Annual Total Returns

(for the periods ended December 31, 2020)	One Year	Five Year	Since Inception (August 19, 2015)
Before Taxes	0.19%	4.92%	3.13%
After Taxes on Distributions	(0.59)%	4.33%	2.56%
After Taxes on Distributions and Sale of Shares	0.82%	3.99%	2.57%
O’Shares Europe Quality Dividend Index ⁽¹⁾⁽²⁾	2.33%	5.79%	3.95%
EURO STOXX 50 Net Return USD Index ⁽¹⁾	5.51%	6.83%	4.79%

⁽¹⁾ Index performance shown in the table is total return, which assumes reinvestment of any dividends and distributions during the time periods shown.
⁽²⁾ The O’Shares Europe Quality Dividend Index performance information reflects the blended performance of the FTSE Developed Europe Qual/Vol/Yield 5% Capped Factor Index through May 31, 2020 and the O’Shares Europe Quality Dividend Index thereafter.

The performance shown is net of taxes on dividends paid by the international securities issuers in the index. Average annual total returns are shown on a before- and after-tax basis for the Fund. After-tax returns are calculated using the historical highest individual federal marginal income tax rates and do not reflect the impact of state and local taxes. Actual after-tax returns depend on an investor’s tax situation and may differ from those shown. After-tax returns shown are not relevant to investors who hold shares through tax- advantaged arrangements, such as 401(k) plans or individual retirement accounts (“IRAs”). After-tax returns may exceed the return before taxes due to an assumed tax benefit from realizing a capital loss on a sale of shares.

Management

Investment Adviser: O'Shares Investment Advisers, LLC

Sub-Adviser: Vident Investment Advisory, LLC

Portfolio Managers: The following table lists the persons responsible for day-to-day management of the Fund's portfolio:

<u>Employee</u>	<u>Length of Service</u>	<u>Title</u>
Austin Wen, CFA	Since May 2020	Co-Portfolio Manager
Rafael Zayas, CFA	Since June 2020	Co-Portfolio Manager

Purchase and Sale of Fund Shares

The Fund is an ETF. Individual Fund shares may only be purchased and sold in the secondary market through a broker-dealer and investors may pay a commission to such broker-dealers in connection with their purchase or sale. The price of Fund shares is based on market price, and because ETF shares trade at market prices rather than NAV, shares may trade at a price greater than NAV (a premium) or less than NAV (a discount). The Fund issues or redeems shares aggregated into blocks of 50,000 shares or multiples thereof ("Creation Units") to Authorized Participants who have entered into agreements with the Fund's distributor. The Fund will generally issue or redeem Creation Units in return for a basket of securities that the Fund specifies each day. However, the Fund also reserves the right to permit or require Creation Units to be issued, fully or partially, in exchange for cash.

An investor may incur costs attributable to the difference between the highest price a buyer is willing to pay to purchase shares of the Fund (bid) and the lowest price a seller is willing to accept for shares of the Fund (ask) when buying or selling shares in the secondary market (the "bid-ask spread"). Recent information, including information about the Fund's NAV, market price, premiums and discounts, and bid-ask spreads, is available online at www.oshares.com.

Tax Information

The Fund's distributions are expected to be taxable as ordinary income or capital gains, unless you are investing through a tax-advantaged arrangement, such as a 401(k) plan or an individual retirement account. Such tax-advantaged arrangements may be taxed as ordinary income upon withdrawal of monies from those arrangements.

Payments to Broker-Dealers and Other Financial Intermediaries

If you purchase the Fund through a broker-dealer or other financial intermediary (such as a bank), the Adviser or its related companies may pay the intermediary for the sale of Fund shares and related services. These payments may create a conflict of interest by influencing the broker-dealer or other intermediary and your salesperson to recommend the Fund over another investment. Ask your salesperson or visit your financial intermediary's web site for more information.

O'Shares U.S. Large Cap Quality Growth ETF

Investment Objective

The Fund seeks to track the performance (before fees and expenses) of the O'Shares U.S. Large Cap Quality Growth Index (the "Target Index").

Fees and Expenses

This table describes the fees and expenses you may pay if you buy, hold and sell shares in the Fund. You may pay other fees, such as brokerage commissions and other fees to financial intermediaries, which are not reflected in the table and example below.

Annual Fund Operating Expenses (expenses you pay each year as a % of the value of your investment)

Management Fees	0.48%
Distribution and/or Service (12b-1) Fees	0.00%
Other Expenses ⁽¹⁾	0.00%
Total Annual Fund Operating Expenses	0.48%

⁽¹⁾ Based on estimated amounts for the current fiscal year.

Example

The following example is intended to help you compare the cost of investing in the Fund with the costs of investing in other funds. The example assumes that you invest \$10,000 in the Fund for the time periods indicated and then sell all of your shares at the end of those periods. The example also assumes that your investment has a 5% return each year and that the Fund's operating expenses remain the same each year. Although your actual costs may be higher or lower, based on these assumptions, whether you do or do not sell your shares, your costs would be:

1 YEAR	3 YEARS
\$49	\$154

Portfolio Turnover

The Fund pays transaction costs, such as commissions, when it buys and sells securities (or "turns over" its portfolio). A higher turnover rate may indicate higher transaction costs and may result in higher taxes when the Fund's shares are held in a taxable account. These costs, which are not reflected in annual fund operating expenses or the example, affect the Fund's performance. Because the Fund has not yet commenced operations, it does not have a portfolio turnover rate to provide.

Principal Investment Strategies

The Fund seeks to track the performance (before fees and expenses) of the Target Index.

The Target Index is designed to reflect the performance of publicly-listed large capitalization issuers in the United States exhibiting quality and growth characteristics as determined by O'Shares Investment Advisers, LLC (the "Index Provider").

The Target Index is constructed using a proprietary, rules-based methodology designed to select equity securities from the 1000 largest U.S. stocks (by market capitalization), selecting those that have exposure to the following factors: 1) quality and 2) growth. The "quality" factor is defined as profitability (growth in return on assets). The "growth" factor combines growth in earnings and revenue. Composite quality and growth ratings are determined for each stock and blended, resulting in a combined quality and growth rating. The top ranked stocks in each sector based on their combined quality and growth rating are selected for inclusion. The Target Index excludes pass-through securities such as real estate investment trusts ("REITs"), master limited partnerships ("MLPs"), business development companies ("BDCs") and closed-end funds ("CEFs").

Stock weightings in the Target Index are determined according to a modified market capitalization weighting method, using the float-adjusted market capitalization (calculated by taking the security's price and multiplying it by the number of shares readily available for purchase on the open market) and the combined quality and growth rating, subject to constraints for diversification, capacity and industry. The diversification constraint limits maximum position weights. The capacity criteria include primary exchange listing, minimum capitalization, minimum price and minimum average daily trading volume requirements. The industry constraints limit sector deviations. The Target Index is rebalanced quarterly and reconstituted semi-annually. At the quarterly rebalance, a capping methodology is applied to limit individual stock concentration and increase diversification in the Target Index. The Target Index is expected to be comprised of approximately 100 securities.

The Fund may use either a replication strategy or representative sampling strategy in seeking to track the performance of the Target Index. Under a replication strategy, the Fund intends to replicate the constituent securities of the Target Index as closely as possible. Under a representative sampling strategy, the Fund would invest in what it believes to be a representative sample of the component securities of the Target Index. The Fund may use a representative sampling strategy when a replication strategy might be detrimental to shareholders, such as when there are practical difficulties or substantial costs involved in compiling a portfolio of securities to follow the Target Index (e.g., where the Target Index contains component securities too numerous to efficiently purchase or sell); or, in certain instances, when a component security of the Target Index becomes temporarily illiquid, unavailable or less liquid. The Fund may also use a representative sampling strategy to exclude less liquid component securities contained in the Target Index from the Fund's portfolio in order to create a more tradable portfolio and improve arbitrage opportunities. To the extent the Fund uses a representative sampling strategy, it may not track the Target Index with the same degree of accuracy as would an investment vehicle replicating the entire index.

Under normal market conditions, the Fund will invest at least 80% of its total assets in the components of the Target Index. To the extent that the Target Index concentrates (i.e., holds 25% or more of its net assets) in the securities of a particular industry or group of industries, the Fund is expected to concentrate to approximately the same extent. The Information Technology sector is expected to represent a substantial portion of the Target Index.

The Fund may invest up to 20% of its total assets in investments not included in the Target Index, but which Vident Investment Advisory, LLC (the "Sub-Adviser") believes will help the Fund track the Target Index. For example, there may be instances in which the Sub-Adviser may choose to purchase or sell investments, including exchange-traded funds ("ETF") and other investment company securities, and cash and cash equivalents, as substitutes for one or more Target Index components or in anticipation of changes in the Target Index's components.

The Target Index methodology was developed by the Index Provider, an affiliate of the Fund.

Principal Investment Risks

There can be no guarantee that the Fund will achieve its investment objective. The Fund is an ETF, not a bank deposit, and is not guaranteed or insured by the Federal Deposit Insurance Corporation or any other government agency. The value of your investment may fall, sometimes sharply, and you could lose money by investing in the Fund. The Fund is subject to the principal investment risks noted below, any of which may adversely affect the Fund's net asset value ("NAV"), trading price, yield, total return and ability to meet its investment objective.

Market Events Risk. The market values of the Fund's investments, and therefore the value of the Fund's shares, will go up and down, sometimes rapidly or unpredictably. Market risk may affect a single issuer, industry or section of the economy, or it may affect the market as a whole. Turbulence in the financial markets and reduced liquidity may negatively affect issuers, which could have an adverse effect on the Fund. In addition, there is a risk that policy changes by the U.S. Government, Federal Reserve and/or other government actors, such as increasing interest rates, could cause increased volatility in financial markets and disruption in the creation/redemption process of the Fund, which could have a negative impact on the Fund.

COVID-19 Risk. The value of the securities in which the Fund invests may be affected by certain events or developments that adversely interrupt the global supply chain such as pandemics. The outbreak of COVID-19 and aggressive measures taken worldwide in response by governments, including closing borders, restricting international and domestic travel, and the imposition of prolonged quarantines of large populations, and by businesses, including changes to operations and reducing staff. The effects of COVID-19 have contributed to increased volatility in global markets and will likely affect certain countries, companies, industries and market sectors more dramatically than others. The COVID-19 pandemic has had, and any other outbreak of an infectious disease or other serious public health concern could have, a significant negative impact on economic and market conditions and could trigger a prolonged period of global economic slowdown. To the extent the Fund may overweight its investments in certain countries, companies, industries or market sectors, such positions will increase the Fund's exposure to risk of loss from adverse developments affecting those countries, companies, industries or sectors.

Multifactor Risk. The Target Index, and thus the Fund, seeks to achieve specific factor exposures identified in the Fund's principal investment strategies above. There can be no assurance that targeting exposure to such factors will enhance the Fund's performance over time, and targeting exposure to certain factors may detract from performance in some market environments. There is no guarantee the Index Provider's methodology will be successful in creating an index that achieves the specific factor exposures identified above.

Quality Stocks Risk. This style of investing is subject to the risk that the past performance of these companies does not continue or that the returns on “quality” equity securities are less than returns on other styles of investing or the overall stock market. In addition, there may be periods when quality investing is out of favor and during which the investment performance of a fund using a quality strategy may suffer.

Growth Securities Risk. The Fund invests in securities exhibiting growth characteristics. Growth securities may be more volatile and perform differently than the broad market. They may underperform when compared to securities with different characteristics. Growth securities may be sensitive to economic conditions and tend to perform better during periods of economic recovery (although there is no assurance that they will continue to do so). As a result, growth securities may outperform or underperform the broad market over time.

Index-Related Risk. The Fund is managed with an investment strategy that attempts to track the performance of the Target Index. As a result, the Fund expects to hold constituent securities of the Target Index regardless of their current or projected performance. Maintaining investments in securities regardless of market conditions or the performance of individual securities could cause the Fund’s return to be lower than if the Fund employed an active strategy.

Risks related to the Index Provider. There is no assurance that the Index Provider or the index calculation agent will compile the Target Index accurately, or that the Target Index will be determined, composed or calculated accurately. While the Index Provider provides descriptions of what the Target Index is designed to achieve, the Index Provider does not guarantee the quality, accuracy or completeness of data in respect of its indexes, and does not guarantee that the Target Index will be in line with its described index methodology. Any gains, losses or costs to the Fund that are caused by Index Provider or index calculation agent errors will therefore be borne by the Fund and its shareholders. The Target Index is new and has a limited performance history. The foregoing risks may be greater for a new index.

Sampling Risk. To the extent the Fund uses a representative sampling approach, it will hold a smaller number of securities than are in the Target Index. As a result, an adverse development respecting a security held by the Fund could result in a greater decline in NAV than would be the case if the Fund held all of the securities in the Target Index. Conversely, a positive development relating to a security in the Target Index that is not held by the Fund could cause the Fund to underperform the Target Index. To the extent the assets in the Fund are smaller, these risks will be greater.

Tracking Error Risk. Tracking error is the divergence of the Fund’s performance from that of the Target Index. Tracking error may occur due to, among other things, fees and expenses paid by the Fund, including the cost of buying and selling securities that are not reflected in the Target Index. If the Fund is small, it may experience greater tracking error. If the Fund is not fully invested, holding cash balances may prevent it from tracking the Target Index. In addition, the Fund’s NAV may deviate from the Target Index if the Fund fair values a portfolio security at a price other than the price used by the Target Index for that security. To the extent the Fund uses a representative sampling strategy to track the Target Index, such a strategy may produce greater tracking error than if the Fund employed a full replication strategy.

Premium-Discount Risk. Fund shares may trade above or below their NAV on the Exchange. The market prices of Fund shares will generally fluctuate in accordance with changes in NAV as well as the relative supply of, and demand for, Fund shares. Therefore, you may pay more than NAV when you buy shares of the Fund on the Exchange, and you may receive less than NAV when you sell those shares on the Exchange. This risk is separate and distinct from the risk that the NAV of Fund shares may decrease.

Secondary Market Trading Risk. Investors buying or selling Fund shares in the secondary market may pay brokerage commissions or other charges, which may be a significant proportional cost for investors seeking to buy or sell relatively small amounts of Fund shares. Although the Fund’s shares are listed on the Exchange, there can be no assurance that an active or liquid trading market for them will develop or be maintained. In addition, trading in Fund shares on the Exchange may be halted.

Concentration Risk. To the extent that the Target Index is concentrated in a particular industry or group of industries, the Fund is also expected to be concentrated in that industry or group of industries, which may subject the Fund to a greater loss as a result of adverse economic, business or other developments affecting that industry or group of industries.

Sector Risk. To the extent the Target Index, and thereby the Fund, emphasizes, from time to time, investments in a particular sector, the Fund is subject to a greater degree to the risks particular to that sector. Market conditions, interest rates, and economic, regulatory, or financial developments could significantly affect all the securities in a single sector. If the Fund invests in a few sectors, it may have increased exposure to the price movements of those sectors.

Equity Investing Risk. An investment in the Fund involves risks similar to those of investing in any fund holding equity securities, such as market fluctuations, changes in interest rates and perceived trends in stock prices. The values of equity securities could decline generally or could underperform other investments. In addition, securities may decline in value due to factors affecting a specific issuer, market or securities markets generally.

Large Capitalization Securities Risk. The securities of large market capitalization companies may underperform other segments of the market because such companies may be less responsive to competitive challenges and opportunities and may be unable to attain high growth rates during periods of economic expansion.

ETFs and Other Investment Companies Risk. The risks of investing in securities of ETFs and other investment companies typically reflect the risks of the types of instruments in which the underlying ETF or other investment company invests. In addition, with such investments, the Fund indirectly bears its proportionate share of the fees and expenses of the underlying entity. As a result, the Fund's operating expenses may be higher and performance may be lower.

Authorized Participants Concentration Risk. The Fund has a limited number of financial institutions that may purchase and redeem Fund shares directly from the Fund ("Authorized Participants"). To the extent they cannot or are otherwise unwilling to engage in creation and redemption transactions with the Fund and no other Authorized Participant steps in, shares of the Fund may trade like closed-end fund shares at a significant discount to NAV and may face trading halts and/or delisting from the Exchange. This risk may be more pronounced in volatile markets, potentially where there are significant redemptions in ETFs generally.

Cash and Cash Equivalents Risk. Holding cash or cash equivalents, even strategically, may lead to missed investment opportunities. This is particularly true when the market for other investments in which the Fund may invest is rapidly rising.

Performance Information

Performance information will be available in the Prospectus after the Fund has been in operation for one full calendar year. When provided, the information will provide some indication of the risks of investing in the Fund by showing how the Fund's average annual returns compare with a broad measure of market performance. Past performance does not necessarily indicate how the Fund will perform in the future.

Management

Investment Adviser: O'Shares Investment Advisers, LLC (the "Adviser")

Sub-Adviser: Vident Investment Advisory, LLC

Portfolio Managers: The following table lists the persons responsible for day-to-day management of the Fund's portfolio:

<u>Employee</u>	<u>Length of Service</u>	<u>Title</u>
Austin Wen, CFA	Since inception	Co-Portfolio Manager
Rafael Zayas, CFA	Since inception	Co-Portfolio Manager

Purchase and Sale of Fund Shares

The Fund is an ETF. Individual Fund shares may only be purchased and sold in the secondary market through a broker-dealer and investors may pay a commission to such broker-dealers in connection with their purchase or sale. The price of Fund shares is based on market price, and because ETF shares trade at market prices rather than NAV, shares may trade at a price greater than NAV (a premium) or less than NAV (a discount). The Fund issues or redeems shares aggregated into blocks of 50,000 shares or multiples thereof ("Creation Units") to Authorized Participants who have entered into agreements with the Fund's distributor. The Fund will generally issue or redeem Creation Units in return for a basket of securities that the Fund specifies each day. However, the Fund also reserves the right to permit or require Creation Units to be issued, fully or partially, in exchange for cash.

An investor may incur costs attributable to the difference between the highest price a buyer is willing to pay to purchase shares of the Fund (bid) and the lowest price a seller is willing to accept for shares of the Fund (ask) when buying or selling shares in the secondary market (the "bid-ask spread"). Recent information, including information about the Fund's NAV, market price, premiums and discounts, and bid-ask spreads, is available online at www.oshares.com.

Tax Information

The Fund's distributions are expected to be taxable as ordinary income or capital gains, unless you are investing through a tax-advantaged arrangement, such as a 401(k) plan or an individual retirement account. Such tax-advantaged arrangements may be taxed as ordinary income upon withdrawal of monies from those arrangements.

Payments to Broker-Dealers and Other Financial Intermediaries

If you purchase the Fund through a broker-dealer or other financial intermediary (such as a bank), the Adviser or its related companies may pay the intermediary for the sale of Fund shares and related services. These payments may create a conflict of interest by influencing the broker-dealer or other intermediary and your salesperson to recommend the Fund over another investment. Ask your salesperson or visit your financial intermediary's web site for more information.

O'Shares U.S. Small Cap Quality Growth ETF

Investment Objective

The Fund seeks to track the performance (before fees and expenses) of the O'Shares U.S. Small Cap Quality Growth Index (the "Target Index").

Fees and Expenses

This table describes the fees and expenses you may pay if you buy, hold and sell shares in the Fund. You may pay other fees, such as brokerage commissions and other fees to financial intermediaries, which are not reflected in the table and example below.

Annual Fund Operating Expenses (expenses you pay each year as a % of the value of your investment)

Management Fees	0.48%
Distribution and/or Service (12b-1) Fees	0.00%
Other Expenses ⁽¹⁾	0.00%
Total Annual Fund Operating Expenses	0.48%

⁽¹⁾ Based on estimated amounts for the current fiscal year.

Example

The following example is intended to help you compare the cost of investing in the Fund with the costs of investing in other funds. The example assumes that you invest \$10,000 in the Fund for the time periods indicated and then sell all of your shares at the end of those periods. The example also assumes that your investment has a 5% return each year and that the Fund's operating expenses remain the same each year. Although your actual costs may be higher or lower, based on these assumptions, whether you do or do not sell your shares, your costs would be:

1 YEAR	3 YEARS
\$49	\$154

Portfolio Turnover

The Fund pays transaction costs, such as commissions, when it buys and sells securities (or "turns over" its portfolio). A higher turnover rate may indicate higher transaction costs and may result in higher taxes when the Fund's shares are held in a taxable account. These costs, which are not reflected in annual fund operating expenses or the example, affect the Fund's performance. Because the Fund has not yet commenced operations, it does not have a portfolio turnover rate to provide.

Principal Investment Strategies

The Fund seeks to track the performance (before fees and expenses) of the Target Index.

The Target Index is designed to reflect the performance of publicly-listed small capitalization issuers in the United States exhibiting quality and growth characteristics as determined by O'Shares Investment Advisers, LLC (the "Index Provider").

The Target Index is constructed using a proprietary, rules-based methodology designed to select equity securities from 2000 U.S. small capitalization stocks (defined as the 1001st through 3000th largest U.S. companies by market capitalization), selecting those that have exposure to the following factors: 1) quality and 2) growth. The "quality" factor is defined as profitability (growth in return on assets). The "growth" factor combines growth in earnings and revenue. Composite quality and growth ratings are determined for each stock and blended, resulting in a combined quality and growth rating. The top ranked stocks in each sector based on their combined quality and growth rating are selected for inclusion. The Target Index excludes pass-through securities such as real estate investment trusts ("REITs"), master limited partnerships ("MLPs"), business development companies ("BDCs") and closed-end funds ("CEFs").

Stock weightings in the Target Index are determined according to a modified market capitalization weighting method, using the float-adjusted market capitalization (calculated by taking the security's price and multiplying it by the number of shares readily available for purchase on the open market) and the combined quality and growth rating, subject to constraints for diversification, capacity and industry. The diversification constraint limits maximum position weights. The capacity criteria include primary exchange listing, minimum capitalization, minimum price and minimum average daily trading volume requirements. The industry constraints limit sector deviations. The Target Index is rebalanced quarterly and reconstituted semi-annually. At the quarterly rebalance, a capping methodology is applied to limit individual stock concentration and increase diversification in the Target Index. The Target Index is expected to be comprised of approximately 200 securities.

The Fund may use either a replication strategy or representative sampling strategy in seeking to track the performance of the Target Index. Under a replication strategy, the Fund intends to replicate the constituent securities of the Target Index as closely as possible. Under a representative sampling strategy, the Fund would invest in what it believes to be a representative sample of the component securities of the Target Index. The Fund may use a representative sampling strategy when a replication strategy might be detrimental to shareholders, such as when there are practical difficulties or substantial costs involved in compiling a portfolio of securities to follow the Target Index (e.g., where the Target Index contains component securities too numerous to efficiently purchase or sell); or, in certain instances, when a component security of the Target Index becomes temporarily illiquid, unavailable or less liquid. The Fund may also use a representative sampling strategy to exclude less liquid component securities contained in the Target Index from the Fund's portfolio in order to create a more tradable portfolio and improve arbitrage opportunities. To the extent the Fund uses a representative sampling strategy, it may not track the Target Index with the same degree of accuracy as would an investment vehicle replicating the entire index.

Under normal market conditions, the Fund will invest at least 80% of its total assets in the components of the Target Index. To the extent that the Target Index concentrates (i.e., holds 25% or more of its net assets) in the securities of a particular industry or group of industries, the Fund is expected to concentrate to approximately the same extent. The following sectors are expected to represent a substantial portion of the Target Index: Healthcare and Information Technology.

The Fund may invest up to 20% of its total assets in investments not included in the Target Index, but which Vident Investment Advisory, LLC (the "Sub-Adviser") believes will help the Fund track the Target Index. For example, there may be instances in which the Sub-Adviser may choose to purchase or sell investments, including exchange-traded funds ("ETF") and other investment company securities, and cash and cash equivalents, as substitutes for one or more Target Index components or in anticipation of changes in the Target Index's components.

The Target Index methodology was developed by the Index Provider, an affiliate of the Fund.

Principal Investment Risks

There can be no guarantee that the Fund will achieve its investment objective. The Fund is an ETF, not a bank deposit, and is not guaranteed or insured by the Federal Deposit Insurance Corporation or any other government agency. The value of your investment may fall, sometimes sharply, and you could lose money by investing in the Fund. The Fund is subject to the principal investment risks noted below, any of which may adversely affect the Fund's net asset value ("NAV"), trading price, yield, total return and ability to meet its investment objective.

Market Events Risk. The market values of the Fund's investments, and therefore the value of the Fund's shares, will go up and down, sometimes rapidly or unpredictably. Market risk may affect a single issuer, industry or section of the economy, or it may affect the market as a whole. Turbulence in the financial markets and reduced liquidity may negatively affect issuers, which could have an adverse effect on the Fund. In addition, there is a risk that policy changes by the U.S. Government, Federal Reserve and/or other government actors, such as increasing interest rates, could cause increased volatility in financial markets and disruption in the creation/redemption process of the Fund, which could have a negative impact on the Fund.

COVID-19 Risk. The value of the securities in which the Fund invests may be affected by certain events or developments that adversely interrupt the global supply chain such as pandemics. The outbreak of COVID-19 and aggressive measures taken worldwide in response by governments, including closing borders, restricting international and domestic travel, and the imposition of prolonged quarantines of large populations, and by businesses, including changes to operations and reducing staff. The effects of COVID-19 have contributed to increased volatility in global markets and will likely affect certain countries, companies, industries and market sectors more dramatically than others. The COVID-19 pandemic has had, and any other outbreak of an infectious disease or other serious public health concern could have, a significant negative impact on economic and market conditions and could trigger a prolonged period of global economic slowdown. To the extent the Fund may overweight its investments in certain countries, companies, industries or market sectors, such positions will increase the Fund's exposure to risk of loss from adverse developments affecting those countries, companies, industries or sectors.

Multifactor Risk. The Target Index, and thus the Fund, seeks to achieve specific factor exposures identified in the Fund's principal investment strategies above. There can be no assurance that targeting exposure to such factors will enhance the Fund's performance over time, and targeting exposure to certain factors may detract from performance in some market environments. There is no guarantee the Index Provider's methodology will be successful in creating an index that achieves the specific factor exposures identified above.

Quality Stocks Risk. This style of investing is subject to the risk that the past performance of these companies does not continue or that the returns on “quality” equity securities are less than returns on other styles of investing or the overall stock market. In addition, there may be periods when quality investing is out of favor and during which the investment performance of a fund using a quality strategy may suffer.

Growth Securities Risk. The Fund invests in securities exhibiting growth characteristics. Growth securities may be more volatile and perform differently than the broad market. They may underperform when compared to securities with different characteristics. Growth securities may be sensitive to economic conditions and tend to perform better during periods of economic recovery (although there is no assurance that they will continue to do so). As a result, growth securities may outperform or underperform the broad market over time.

Small and Mid-Capitalization Securities Risk. The securities of small and mid-capitalization companies are often more volatile and less liquid than the securities of larger companies and may be more affected than other types of securities during market downturns. Compared to larger companies, small and mid-capitalization companies may have a shorter history of operations, and may have limited product lines, markets or financial resources.

Index-Related Risk. The Fund is managed with an investment strategy that attempts to track the performance of the Target Index. As a result, the Fund expects to hold constituent securities of the Target Index regardless of their current or projected performance. Maintaining investments in securities regardless of market conditions or the performance of individual securities could cause the Fund’s return to be lower than if the Fund employed an active strategy.

Risks related to the Index Provider. There is no assurance that the Index Provider or the index calculation agent will compile the Target Index accurately, or that the Target Index will be determined, composed or calculated accurately. While the Index Provider provides descriptions of what the Target Index is designed to achieve, the Index Provider does not guarantee the quality, accuracy or completeness of data in respect of its indexes, and does not guarantee that the Target Index will be in line with its described index methodology. Any gains, losses or costs to the Fund that are caused by Index Provider or index calculation agent errors will therefore be borne by the Fund and its shareholders. The Target Index is new and has a limited performance history. The foregoing risks may be greater for a new index.

Sampling Risk. To the extent the Fund uses a representative sampling approach, it will hold a smaller number of securities than are in the Target Index. As a result, an adverse development respecting a security held by the Fund could result in a greater decline in NAV than would be the case if the Fund held all of the securities in the Target Index. Conversely, a positive development relating to a security in the Target Index that is not held by the Fund could cause the Fund to underperform the Target Index. To the extent the assets in the Fund are smaller, these risks will be greater.

Tracking Error Risk. Tracking error is the divergence of the Fund’s performance from that of the Target Index. Tracking error may occur due to, among other things, fees and expenses paid by the Fund, including the cost of buying and selling securities that are not reflected in the Target Index. If the Fund is small, it may experience greater tracking error. If the Fund is not fully invested, holding cash balances may prevent it from tracking the Target Index. In addition, the Fund’s NAV may deviate from the Target Index if the Fund fair values a portfolio security at a price other than the price used by the Target Index for that security. To the extent the Fund uses a representative sampling strategy to track the Target Index, such a strategy may produce greater tracking error than if the Fund employed a full replication strategy.

Premium-Discount Risk. Fund shares may trade above or below their NAV on the Exchange. The market prices of Fund shares will generally fluctuate in accordance with changes in NAV as well as the relative supply of, and demand for, Fund shares. Therefore, you may pay more than NAV when you buy shares of the Fund on the Exchange, and you may receive less than NAV when you sell those shares on the Exchange. This risk is separate and distinct from the risk that the NAV of Fund shares may decrease.

Secondary Market Trading Risk. Investors buying or selling Fund shares in the secondary market may pay brokerage commissions or other charges, which may be a significant proportional cost for investors seeking to buy or sell relatively small amounts of Fund shares. Although the Fund’s shares are listed on the Exchange, there can be no assurance that an active or liquid trading market for them will develop or be maintained. In addition, trading in Fund shares on the Exchange may be halted.

Concentration Risk. To the extent that the Target Index is concentrated in a particular industry or group of industries, the Fund is also expected to be concentrated in that industry or group of industries, which may subject the Fund to a greater loss as a result of adverse economic, business or other developments affecting that industry or group of industries.

Sector Risk. To the extent the Target Index, and thereby the Fund, emphasizes, from time to time, investments in a particular sector, the Fund is subject to a greater degree to the risks particular to that sector. Market conditions, interest rates, and economic, regulatory, or financial developments could significantly affect all the securities in a single sector. If the Fund invests in a few sectors, it may have increased exposure to the price movements of those sectors.

Equity Investing Risk. An investment in the Fund involves risks similar to those of investing in any fund holding equity securities, such as market fluctuations, changes in interest rates and perceived trends in stock prices. The values of equity securities could decline generally or could underperform other investments. In addition, securities may decline in value due to factors affecting a specific issuer, market or securities markets generally.

ETFs and Other Investment Companies Risk. The risks of investing in securities of ETFs and other investment companies typically reflect the risks of the types of instruments in which the underlying ETF or other investment company invests. In addition, with such investments, the Fund indirectly bears its proportionate share of the fees and expenses of the underlying entity. As a result, the Fund's operating expenses may be higher and performance may be lower.

Liquidity Risk. Liquidity risk exists when investments are difficult to purchase or sell. This can reduce the Fund's returns because the Fund or an entity in which it invests may be unable to transact at advantageous times or prices.

Authorized Participants Concentration Risk. The Fund has a limited number of financial institutions that may purchase and redeem Fund shares directly from the Fund ("Authorized Participants"). To the extent they cannot or are otherwise unwilling to engage in creation and redemption transactions with the Fund and no other Authorized Participant steps in, shares of the Fund may trade like closed-end fund shares at a significant discount to NAV and may face trading halts and/or delisting from the Exchange. This risk may be more pronounced in volatile markets, potentially where there are significant redemptions in ETFs generally.

Cash and Cash Equivalents Risk. Holding cash or cash equivalents, even strategically, may lead to missed investment opportunities. This is particularly true when the market for other investments in which the Fund may invest is rapidly rising.

Performance Information

Performance information will be available in the Prospectus after the Fund has been in operation for one full calendar year. When provided, the information will provide some indication of the risks of investing in the Fund by showing how the Fund's average annual returns compare with a broad measure of market performance. Past performance does not necessarily indicate how the Fund will perform in the future.

Management

Investment Adviser: O'Shares Investment Advisers, LLC (the "Adviser")

Sub-Adviser: Vident Investment Advisory, LLC

Portfolio Managers: The following table lists the persons responsible for day-to-day management of the Fund's portfolio:

<u>Employee</u>	<u>Length of Service</u>	<u>Title</u>
Austin Wen, CFA	Since inception	Co-Portfolio Manager
Rafael Zayas, CFA	Since inception	Co-Portfolio Manager

Purchase and Sale of Fund Shares

The Fund is an ETF. Individual Fund shares may only be purchased and sold in the secondary market through a broker-dealer and investors may pay a commission to such broker-dealers in connection with their purchase or sale. The price of Fund shares is based on market price, and because ETF shares trade at market prices rather than NAV, shares may trade at a price greater than NAV (a premium) or less than NAV (a discount). The Fund issues or redeems shares aggregated into blocks of 50,000 shares or multiples thereof ("Creation Units") to Authorized Participants who have entered into agreements with the Fund's distributor. The Fund will generally issue or redeem Creation Units in return for a basket of securities that the Fund specifies each day. However, the Fund also reserves the right to permit or require Creation Units to be issued, fully or partially, in exchange for cash.

An investor may incur costs attributable to the difference between the highest price a buyer is willing to pay to purchase shares of the Fund (bid) and the lowest price a seller is willing to accept for shares of the Fund (ask) when buying or selling shares in the secondary market (the "bid-ask spread"). Recent information, including information about the Fund's NAV, market price, premiums and discounts, and bid-ask spreads, is available online at www.oshares.com.

Tax Information

The Fund's distributions are expected to be taxable as ordinary income or capital gains, unless you are investing through a tax-advantaged arrangement, such as a 401(k) plan or an individual retirement account. Such tax-advantaged arrangements may be taxed as ordinary income upon withdrawal of monies from those arrangements.

Payments to Broker-Dealers and Other Financial Intermediaries

If you purchase the Fund through a broker-dealer or other financial intermediary (such as a bank), the Adviser or its related companies may pay the intermediary for the sale of Fund shares and related services. These payments may create a conflict of interest by influencing the broker-dealer or other intermediary and your salesperson to recommend the Fund over another investment. Ask your salesperson or visit your financial intermediary's web site for more information.

More Information About the Funds

More Information About the Funds' Investment Objectives

Each Fund seeks to track the performance (before fees and expenses) of its target index ("Target Index"). Each Fund's investment objective is non-fundamental and may be changed without shareholder approval with at least 60 days' notice to shareholders.

More Information About the Funds' Principal Investment Strategies

O'Shares U.S. Quality Dividend ETF

The Fund seeks to track the performance (before fees and expenses) of its Target Index.

The Target Index is designed to measure the performance of publicly-listed large-capitalization and mid-capitalization dividend-paying issuers in the United States that meet certain market capitalization, liquidity, high quality, low volatility and dividend yield thresholds, as determined by the Index Provider. The high quality and low volatility requirements are designed to reduce exposure to high dividend equities that have experienced large price declines.

The constituents of the Target Index are selected from the S-Network US Equity Large-Cap 500 Index. As of June 30, 2021, the Target Index consisted of 100 securities.

The Target Index is constructed using a proprietary, rules-based methodology designed to select equity securities from the S-Network US Equity Large-Cap 500 Index that have exposure to the following four factors: 1) quality, 2) low volatility, 3) dividend yield and 4) dividend quality. The "quality" factor is calculated by combining measures of profitability and leverage with the objective of identifying companies with strong profitability and balance sheets. The "low volatility" factor measures the risk of price moves for a security with the objective of reducing allocations to riskier companies. The "dividend yield" factor measures the income generated by an investment with the objective of identifying companies with higher dividend yields. The "dividend quality" measures the income available to a company to pay dividends to common shareholders together with the growth of a company's dividends over time, with the objective of identifying companies with less risk of dividend cuts or suspensions.

Each company in the S-Network US Equity Large-Cap 500 Index is weighted based on: (i) the company's market capitalization weight in the S-Network US Equity Large-Cap 500 Index, as adjusted by (ii) the quality, low volatility, dividend yield and dividend quality factors, with the quality and low volatility factors receiving greater emphasis. The inclusion of each company is then subject to certain constraints (e.g., diversification, capacity and sector) prior to adjusting the final weights in the Target Index. The diversification constraint limits maximum position weights. All stocks included in the S-Network US Equity Large-Cap 500 Index are screened for free float (the number of shares readily available for purchase on the open market) and average daily trading volume. The sector constraints limit sector deviations. The Target Index is rebalanced quarterly and reconstituted annually. Individual index constituent weights are capped at 5% at each quarterly rebalance to avoid overexposure to any single security. The Target Index's investable universe includes companies from the following GICS sectors within the S-Network US Equity Large-Cap 500 Index: Communication Services, Consumer Discretionary, Consumer Staples, Financials, Health Care, Industrials, Information Technology and Utilities.

The Fund may use either a replication strategy or representative sampling strategy in seeking to track the performance of the Target Index. Under a replication strategy, the Fund intends to replicate the constituent securities of the Target Index as closely as possible. Under a representative sampling strategy, the Fund would invest in what it believes to be a representative sample of the component securities of the Target Index. The Fund may use a representative sampling strategy when a replication strategy might be detrimental to shareholders, such as when there are practical difficulties or substantial costs involved in compiling a portfolio of securities to follow the Target Index (e.g., where the Target Index contains component securities too numerous to efficiently purchase or sell); or, in certain instances, when a component security of the Target Index becomes temporarily illiquid, unavailable or less liquid. The Fund may also use a representative sampling strategy to exclude less liquid component securities contained in the Target Index from the Fund's portfolio in order to create a more tradable portfolio and improve arbitrage opportunities.

To the extent the Fund uses a representative sampling strategy, it may not track the Target Index with the same degree of accuracy as would an investment vehicle replicating the entire index. For example, the Sub-Adviser may use a representative sampling if one or more of the component securities in the Target Index began to raise liquidity concerns, and the Sub-Adviser may determine to exclude those component securities from the Fund's portfolio until the liquidity concerns were lifted. In addition, the Fund may not be able to invest in certain securities included in the Target Index due to restrictions or limitations on the trading of such securities. When securities are deleted from the Target Index, the Sub-Adviser will typically remove these securities from the Fund's portfolio. However, in the discretion of the Sub-Adviser, the Fund may remain invested in securities that were deleted from the Target Index until the next reconstitution of the Fund.

Under normal market conditions, the Fund will invest at least 80% of its total assets in the components of the Target Index. To the extent that the Target Index concentrates (i.e., holds 25% or more of its net assets) in the securities of a particular industry or group of industries, the Fund is expected to concentrate to approximately the same extent.

The Fund may invest up to 20% of its total assets in investments not included in the Target Index, but which the Sub-Adviser believes will help the Fund track the Target Index. For example, there may be instances in which the Sub-Adviser may choose to purchase or sell investments including ETF and other investment company securities, and cash and cash equivalents as substitutes for one or more Target Index components or in anticipation of changes in the Target Index's components. There may also be instances in which the Sub-Adviser may choose to overweight securities in the Target Index. The Fund may not be fully invested at times as a result of, for example, cash flows into the Fund or reserves of cash held by the Fund to meet redemptions and pay expenses. Under these circumstances, the Fund may not track the Target Index with the same degree of accuracy as it otherwise would.

The Target Index methodology was developed by the Index Provider, an affiliate of the Fund, S-Network Global Indexes Inc. ("S-Network"), an independent third party (the "Calculation Agent"), is responsible for the ongoing maintenance, compilation, calculation and administration of the Target Index. Real-time index values are provided by Thomson Reuters. The Target Index is unmanaged and cannot be invested in directly.

O'Shares U.S. Small-Cap Quality Dividend ETF

The Fund seeks to track the performance (before fees and expenses) of its Target Index.

The Target Index is designed to reflect the performance of publicly-listed small-capitalization dividend-paying issuers in the United States that meet certain market capitalization, liquidity, high quality, low volatility and dividend yield thresholds, as determined by O'Shares Investment Advisers, LLC (the "Index Provider"). The quality and low volatility factors are designed to reduce exposure to high dividend equities that have experienced large price declines, as may occur with some dividend investing strategies.

The constituents of the Target Index are selected from the S-Network US Equity Mid/Small-Cap 2500 Index. As of June 30, 2021, the Target Index consisted of 102 securities with a market capitalization range of between \$500 million and \$18 billion.

The Target Index is constructed using a proprietary, rules-based methodology designed to select equity securities from the S-Network US Equity Mid/Small-Cap 2500 Index that have exposure to the following four factors: 1) quality, 2) low volatility, 3) dividend yield and 4) dividend quality. The "quality" factor is calculated by combining measures of profitability and leverage with the objective of identifying companies with strong profitability and balance sheets. The "low volatility" factor measures the risk of price moves for a security with the objective of reducing allocations to riskier companies. The "dividend yield" factor measures the income generated by an investment with the objective of identifying companies with higher dividend yields. The "dividend quality" factor measures the income available to a company to pay dividends to common shareholders together with the growth of a company's dividends over time, with the objective of identifying companies with less risk of dividend cuts or suspensions.

Each company in the S-Network US Equity Mid/Small-Cap 2500 Index is weighted based on: (i) the company's market capitalization weight in the S-Network US Equity Mid/Small-Cap 2500 Index, as adjusted by (ii) the quality, low volatility, dividend yield and dividend quality factors, with the quality and low volatility factors receiving greater emphasis. The inclusion of each company is then subject to certain constraints (e.g., diversification, capacity and sector) prior to adjusting the final weights in the Target Index. The diversification constraint limits maximum position weights. All stocks included in the S-Network US Equity Mid/Small-Cap 2500 Index are screened for free float (the number of shares readily available for purchase on the open market) and average daily trading volume. The sector constraints limit sector deviations. The Target Index is rebalanced quarterly and reconstituted annually. Individual index constituent weights are capped at 2% at each quarterly rebalance to avoid overexposure to any single security. The Target Index's investable universe includes companies from the following GICS sectors within the S-Network US Equity Mid/Small-Cap 2500 Index: Communication Services, Consumer Discretionary, Consumer Staples, Financials, Health Care, Industrials, Information Technology and Utilities.

The Fund may use either a replication strategy or representative sampling strategy in seeking to track the performance of the Target Index. Under a replication strategy, the Fund intends to replicate the constituent securities of the Target Index as closely as possible. Under a representative sampling strategy, the Fund would invest in what it believes to be a representative sample of the component securities of the Target Index. The Fund may use a representative sampling strategy when a replication strategy might be detrimental to shareholders, such as when there are practical difficulties or substantial costs involved in compiling a portfolio of securities to follow the Target Index (e.g., where the Target Index contains component securities too numerous to efficiently purchase or sell); or, in certain instances, when a component security of the Target Index becomes temporarily illiquid, unavailable or less liquid. The Fund may also use a representative sampling strategy to exclude less liquid component securities contained in the Target Index from the Fund's portfolio in order to create a more tradable portfolio and improve arbitrage opportunities.

To the extent the Fund uses a representative sampling strategy, it may not track the Target Index with the same degree of accuracy as would an investment vehicle replicating the entire index. For example, the Sub-Adviser may use a representative sampling if one or more of the component securities in the Target Index began to raise liquidity concerns, and the Sub-Adviser may determine to exclude those component securities from the Fund's portfolio until the liquidity concerns were lifted. In addition, the Fund may not be able to invest in certain securities included in the Target Index due to restrictions or limitations on the trading of such securities. When securities are deleted from the Target Index, the Sub-Adviser will typically remove these securities from the Fund's portfolio. However, in the discretion of the Sub-Adviser, the Fund may remain invested in securities that were deleted from the Target Index until the next rebalancing of the Fund.

Under normal market conditions, the Fund will invest at least 80% of its total assets in the components of the Target Index. The Fund considers the companies included in the Target Index to be "small capitalization" companies. To the extent that the Target Index concentrates (i.e., holds 25% or more of its net assets) in the securities of a particular industry or group of industries, the Fund is expected to concentrate to approximately the same extent. As of June 30, 2021, the Target Index concentrated in the industrials sector.

The Fund may invest up to 20% of its total assets in investments not included in the Target Index, but which the Sub-Adviser believes will help the Fund track the Target Index. For example, there may be instances in which the Sub-Adviser may choose to purchase or sell investments including ETF and other investment company securities, and cash and cash equivalents as substitutes for one or more Target Index components or in anticipation of changes in the Target Index's components. There may also be instances in which the Sub-Adviser may choose to overweight securities in the Target Index. The Fund may not be fully invested at times as a result of, for example, cash flows into the Fund or reserves of cash held by the Fund to meet redemptions and pay expenses. Under these circumstances, the Fund may not track the Target Index with the same degree of accuracy as it otherwise would.

The Target Index methodology was developed by the Index Provider, an affiliate of the Fund. The Calculation Agent, an independent third party, is responsible for the ongoing maintenance, compilation, calculation and administration of the Target Index. Real-time index values are provided by Thomson Reuters. The Target Index is unmanaged and cannot be invested in directly.

O'Shares Global Internet Giants ETF

The Fund seeks to track the performance (before fees and expenses) of its Target Index.

The Target Index is a rules-based index intended to give investors a means of tracking stocks exhibiting quality and growth characteristics in the "internet sector", as defined by the Adviser.

The Target Index is constructed using a proprietary, rules-based methodology designed to select equity securities from 2500 global stocks in two main business segments, Internet Technology and Internet Commerce, by identifying companies in the following industries: Application Software, Integrated Telecommunication Services, Interactive Media & Services, Internet & Direct Marketing Retail, Systems Software, Movies & Entertainment, Interactive Home Entertainment and Internet Services & Infrastructure, selecting those that have exposure to the following factors: 1) quality and 2) growth. The selection criteria include requirements for minimum capitalization (adjusted for free float), minimum price and minimum average daily trading volume. The universe of eligible securities includes the 1000 largest U.S. listed companies, the 500 largest European companies, the 500 largest Pacific basin companies and the 500 largest emerging market companies, measured by market capitalization. Constituents of the Fund's Target Index must derive at least 50% of their revenues from Internet Technology and/or Internet Commerce. The "quality" factor is determined primarily by "cash burn rate", the monthly rate that a company uses shareholder capital. Companies with a high ratio of cash burn rate to balance sheet cash and cash equivalents are excluded from the Target Index. The "growth" factor is measured by revenue growth and stocks are assigned a growth rating. The Target Index excludes pass-through securities such as REITs, MLPs, BDCs and CEFs.

Stock weightings in the Target Index are determined according to a modified market capitalization weighting method, using the full market capitalization combined with the growth rating, subject to constraints for diversification and capacity. The diversification constraint limits maximum position weights. The capacity criteria include primary exchange listing, minimum capitalization, minimum price and minimum average daily trading volume requirements. The Target Index is rebalanced quarterly and reconstituted semi-annually. At the quarterly rebalance, a capping methodology is applied to limit individual stock concentration and increase diversification in the Target Index. As of June 30, 2021, the Target Index was comprised of 90 securities.

The Fund may use either a replication strategy or representative sampling strategy in seeking to track the performance of the Target Index. Under a replication strategy, the Fund intends to replicate the constituent securities of the Target Index as closely as possible. Under a representative sampling strategy, the Fund would invest in what it believes to be a representative sample of the component securities of the Target Index. The Fund may use a representative sampling strategy when a replication strategy might be detrimental to shareholders, such as when there are practical difficulties or substantial costs involved in compiling a portfolio of securities to follow the Target Index (e.g., where the Target Index contains component securities too numerous to efficiently purchase or sell); or, in certain instances, when a component security of the Target Index becomes temporarily illiquid, unavailable or less liquid. The Fund may also use a representative sampling strategy to exclude less liquid component securities contained in the Target Index from the Fund's portfolio in order to create a more tradable portfolio and improve arbitrage opportunities.

To the extent the Fund uses a representative sampling strategy, it may not track the Target Index with the same degree of accuracy as would an investment vehicle replicating the entire index. For example, the Sub-Adviser may use a representative sampling if one or more of the component securities in the Target Index began to raise liquidity concerns, and the Sub-Adviser may determine to exclude those component securities from the Fund's portfolio until the liquidity concerns were lifted. In addition, the Fund may not be able to invest in certain securities included in the Target Index due to restrictions or limitations on the trading of such securities. When securities are deleted from the Target Index, the Sub-Adviser will typically remove these securities from the Fund's portfolio. However, in the discretion of the Sub-Adviser, the Fund may remain invested in securities that were deleted from the Target Index until the next rebalancing of the Fund.

Under normal market conditions, the Fund will invest at least 80% of its total assets in the components of the Target Index. To the extent that the Target Index concentrates (i.e., holds 25% or more of its net assets) in the securities of a particular industry or group of industries, the Fund is expected to concentrate to approximately the same extent. As of June 30, 2021, the Communication Services, Consumer Discretionary and Information Technology sectors each represented a substantial portion of the Target Index. The Target Index provides exposure to various global markets, including emerging markets. As of June 30, 2021, the Target Index included the following countries: Argentina, Canada, China, France, Germany, Israel, Japan, New Zealand, Saudi Arabia, Sweden, the United Kingdom and the United States.

The Fund may invest up to 20% of its total assets in investments not included in the Target Index, but which the Sub-Adviser believes will help the Fund track the Target Index. For example, there may be instances in which the Sub-Adviser may choose to purchase or sell investments, including ETF and other investment company securities, and cash and cash equivalents, as substitutes for one or more Target Index components or in anticipation of changes in the Target Index's components. There may also be instances in which the Sub-Adviser may choose to overweight securities in the Target Index. The Fund may not be fully invested at times as a result of, for example, cash flows into the Fund or reserves of cash held by the Fund to meet redemptions and pay expenses. Under these circumstances, the Fund may not track the Target Index with the same degree of accuracy as it otherwise would.

The Fund is classified as "non-diversified" under the 1940 Act, which means that a relatively high percentage of the Fund's assets may be invested in a limited number of issuers.

The Target Index methodology was developed by the Index Provider, an affiliate of the Fund. The Calculation Agent is responsible for the ongoing maintenance, compilation, calculation and administration of the Target Index. Real-time index values are provided by Thomson Reuters. The Target Index is unmanaged and cannot be invested in directly.

O'Shares Europe Quality Dividend ETF

The Fund seeks to track the performance (before fees and expenses) of its Target Index.

The Target Index is designed to measure the performance of publicly-listed large-capitalization and mid-capitalization dividend-paying issuers in Europe that meet certain market capitalization, liquidity, high quality, low volatility and dividend yield thresholds, as determined by the Index Provider). The high quality and low volatility requirements are designed to reduce exposure to high dividend equities that have experienced large price declines.

The constituents of the Target Index are selected from the S-Network Europe Equity 500 Index. S-Network Global Indexes Inc. determines eligible securities for the S-Network Europe Equity 500 Index in accordance with the S-Network Country Classification System, based on measures such as country of incorporation, country of domicile, country of primary listing and country in which the greatest percentage of revenue is generated. As of June 30, 2021, the Target Index consisted of 50 securities.

The Target Index is constructed using a proprietary, rules-based methodology designed to select equity securities from the S-Network Europe Equity 500 Index that have exposure to the following four factors: 1) quality, 2) low volatility, 3) dividend yield and 4) dividend quality. The "quality" factor is calculated by combining measures of profitability and leverage with the objective of identifying companies with strong profitability and balance sheets. The "low volatility" factor measures the risk of price moves for a security with the objective of reducing allocations to riskier companies. The "dividend yield" factor measures the income generated by an investment with the objective of identifying companies with higher dividend yields. The "dividend quality" factor measures the income available to a company to pay dividends to common shareholders together with the growth of a company's dividends over time, with the objective of identifying companies with less risk of dividend cuts or suspensions.

Each company in the S-Network Europe Equity 500 Index is weighted based on: (i) the company's market capitalization weight in the S-Network Europe Equity 500 Index, as adjusted by (ii) the quality, low volatility, dividend yield and dividend quality factors, with the quality and low volatility factors receiving greater emphasis. The inclusion of each company is then subject to certain constraints (e.g., diversification, capacity and sector) prior to adjusting the final weights in the Target Index. The diversification constraint limits maximum position weights. All stocks included in the S-Network Europe Equity 500 Index are screened for free float (the number of shares readily available for purchase on the open market) and average daily trading volume. The sector constraints limit sector deviations. The Target Index is rebalanced quarterly and reconstituted annually. Individual index constituent weights are capped at 5% at each quarterly rebalance to avoid overexposure to any single security. The Target Index's investable universe includes companies from the following GICS sectors within the S-Network Europe Equity 500 Index: Communication Services, Consumer Discretionary, Consumer Staples, Financials, Health Care, Industrials, Information Technology and Utilities.

As of June 30, 2021, the Target Index included the following countries: Denmark, Finland, France, Germany, Netherlands, Spain, Sweden, Switzerland, the United Kingdom and the United States.

The Fund may use either a replication strategy or representative sampling strategy in seeking to track the performance of the Target Index. Under a replication strategy, the Fund intends to replicate the constituent securities of the Target Index as closely as possible. Under a representative sampling strategy, the Fund would invest in what it believes to be a representative sample of the component securities of the Target Index. The Fund may use a representative sampling strategy when a replication strategy might be detrimental to shareholders, such as when there are practical difficulties or substantial costs involved in compiling a portfolio of securities to follow the Target Index (e.g., where the Target Index contains component securities too numerous to efficiently purchase or sell); or, in certain instances, when a component security of the Target Index becomes temporarily illiquid, unavailable or less liquid. The Fund may also use a representative sampling strategy to exclude less liquid component securities contained in the Target Index from the Fund's portfolio in order to create a more tradable portfolio and improve arbitrage opportunities.

To the extent the Fund uses a representative sampling strategy, it may not track the Target Index with the same degree of accuracy as would an investment vehicle replicating the entire index. For example, the Sub-Adviser may use a representative sampling if one or more of the component securities in the Target Index began to raise liquidity concerns, and the Sub-Adviser may determine to exclude those component securities from the Fund's portfolio until the liquidity concerns were lifted. In addition, the Fund may not be able to invest in certain securities included in the Target Index due to restrictions or limitations on the trading of such securities. When securities are deleted from the Target Index, the Sub-Adviser will typically remove these securities from the Fund's portfolio. However, in the discretion of the Sub-Adviser, the Fund may remain invested in securities that were deleted from the Target Index until the next rebalancing of the Fund.

Under normal market conditions, the Fund will invest at least 80% of its total assets in the components of the Target Index and in depositary receipts representing such securities. To the extent that the Target Index concentrates (i.e., holds 25% or more of its net assets) in the securities of a particular industry or group of industries, the Fund is expected to concentrate to approximately the same extent.

The Fund may invest up to 20% of its total assets in investments not included in the Target Index, but which the Sub-Adviser believes will help the Fund track the Target Index. For example, there may be instances in which the Sub-Adviser may choose to purchase or sell investments including ETF and other investment company securities, and cash and cash equivalents as substitutes for one or more Target Index components or in anticipation of changes in the Target Index's components. There may also be instances in which the Sub-Adviser may choose to overweight securities in the Target Index. The Fund may not be fully invested at times as a result of, for example, cash flows into the Fund or reserves of cash held by the Fund to meet redemptions and pay expenses. Under these circumstances, the Fund may not track the Target Index with the same degree of accuracy as it otherwise would.

The Target Index methodology was developed by the Index Provider, an affiliate of the Fund. The Calculation Agent, an independent third party, is responsible for the ongoing maintenance, compilation, calculation and administration of the Target Index. Real-time index values are provided by Thomson Reuters. The Target Index is unmanaged and cannot be invested in directly.

O'Shares U.S. Large Cap Quality Growth ETF

The Fund seeks to track the performance (before fees and expenses) of its Target Index.

The Target Index is designed to reflect the performance of publicly-listed large capitalization issuers in the United States exhibiting quality and growth characteristics as determined by the Adviser.

The Target Index is constructed using a proprietary, rules-based methodology designed to select equity securities from the 1000 largest U.S. stocks (by market capitalization), selecting those that have exposure to the following factors: 1) quality and 2) growth. The "quality" factor is defined as profitability (growth in return on assets). The "growth" factor combines growth in earnings and revenue. Composite quality and growth ratings are determined for each stock and blended, resulting in a combined quality and growth rating. The top ranked stocks in each sector based on their combined quality and growth rating are selected for inclusion. The Target Index excludes pass-through securities such as REITs, MLPs, BDCs and CEFs.

Stock weightings in the Target Index are determined according to a modified market capitalization weighting method, using the float-adjusted market capitalization (calculated by taking the security's price and multiplying it by the number of shares readily available for purchase on the open market) and the combined quality and growth rating, subject to constraints for diversification, capacity and industry. The diversification constraint limits maximum position weights. The capacity criteria include primary exchange listing, minimum capitalization, minimum price and minimum average daily trading volume requirements. The industry constraints limit sector deviations. The Target Index is rebalanced quarterly and reconstituted semi-annually. At the quarterly rebalance, a capping methodology is applied to limit individual stock concentration and increase diversification in the Target Index. The Target Index is expected to be comprised of approximately 100 securities.

The Fund may use either a replication strategy or representative sampling strategy in seeking to track the performance of the Target Index. Under a replication strategy, the Fund intends to replicate the constituent securities of the Target Index as closely as possible. Under a representative sampling strategy, the Fund would invest in what it believes to be a representative sample of the component securities of the Target Index. The Fund may use a representative sampling strategy when a replication strategy might be detrimental to shareholders, such as when there are practical difficulties or substantial costs involved in compiling a portfolio of securities to follow the Target Index (e.g., where the Target Index contains component securities too numerous to efficiently purchase or sell); or, in certain instances, when a component security of the Target Index becomes temporarily illiquid, unavailable or less liquid. The Fund may also use a representative sampling strategy to exclude less liquid component securities contained in the Target Index from the Fund's portfolio in order to create a more tradable portfolio and improve arbitrage opportunities. To the extent the Fund uses a representative sampling strategy, it may not track the Target Index with the same degree of accuracy as would an investment vehicle replicating the entire index.

To the extent the Fund uses a representative sampling strategy, it may not track the Target Index with the same degree of accuracy as would an investment vehicle replicating the entire index. For example, the Sub-Adviser may use a representative sampling if one or more of the component securities in the Target Index began to raise liquidity concerns, and the Sub-Adviser may determine to exclude those component securities from the Fund's portfolio until the liquidity concerns were lifted. In addition, the Fund may not be able to invest in certain securities included in the Target Index due to restrictions or limitations on the trading of such securities. When securities are deleted from the Target Index, the Sub-Adviser will typically remove these securities from the Fund's portfolio. However, in the discretion of the Sub-Adviser, the Fund may remain invested in securities that were deleted from the Target Index until the next rebalancing of the Fund.

Under normal market conditions, the Fund will invest at least 80% of its total assets in the components of the Target Index. To the extent that the Target Index concentrates (i.e., holds 25% or more of its net assets) in the securities of a particular industry or group of industries, the Fund is expected to concentrate to approximately the same extent. The Information Technology sector is expected to represent a substantial portion of the Target Index.

The Fund may invest up to 20% of its total assets in investments not included in the Target Index, but which the Sub-Adviser believes will help the Fund track the Target Index. For example, there may be instances in which the Sub-Adviser may choose to purchase or sell investments, including ETF and other investment company securities, and cash and cash equivalents, as substitutes for one or more Target Index components or in anticipation of changes in the Target Index's components. There may also be instances in which the Sub-Adviser may choose to overweight securities in the Target Index. The Fund may not be fully invested at times as a result of, for example, cash flows into the Fund or reserves of cash held by the Fund to meet redemptions and pay expenses. Under these circumstances, the Fund may not track the Target Index with the same degree of accuracy as it otherwise would.

The Target Index methodology was developed by the Index Provider, an affiliate of the Fund. The Calculation Agent, an independent third party, is responsible for the ongoing maintenance, compilation, calculation and administration of the Target Index. Real-time index values are provided by Thomson Reuters. The Target Index is unmanaged and cannot be invested in directly.

O'Shares U.S. Small Cap Quality Growth ETF

The Fund seeks to track the performance (before fees and expenses) of its Target Index.

The Target Index is designed to reflect the performance of publicly-listed small capitalization issuers in the United States exhibiting quality and growth characteristics as determined by the Adviser.

The Target Index is constructed using a proprietary, rules-based methodology designed to select equity securities from 2000 U.S. small capitalization stocks (defined as the 1001st through 3000th largest U.S. companies by market capitalization), selecting those that have exposure to the following factors: 1) quality and 2) growth. The “quality” factor is defined as profitability (growth in return on assets). The “growth” factor combines growth in earnings and revenue. Composite quality and growth ratings are determined for each stock and blended, resulting in a combined quality and growth rating. The top ranked stocks in each sector based on their combined quality and growth rating are selected for inclusion. The Target Index excludes pass-through securities such as REITs, MLPs, BDCs and CEFs.

Stock weightings in the Target Index are determined according to a modified market capitalization weighting method, using the float-adjusted market capitalization (calculated by taking the security’s price and multiplying it by the number of shares readily available for purchase on the open market) and the combined quality and growth rating, subject to constraints for diversification, capacity and industry. The diversification constraint limits maximum position weights. The capacity criteria include primary exchange listing, minimum capitalization, minimum price and minimum average daily trading volume requirements. The industry constraints limit sector deviations. The Target Index is rebalanced quarterly and reconstituted semi-annually. At the quarterly rebalance, a capping methodology is applied to limit individual stock concentration and increase diversification in the Target Index. The Target Index is expected to be comprised of approximately 200 securities.

The Fund may use either a replication strategy or representative sampling strategy in seeking to track the performance of the Target Index. Under a replication strategy, the Fund intends to replicate the constituent securities of the Target Index as closely as possible. Under a representative sampling strategy, the Fund would invest in what it believes to be a representative sample of the component securities of the Target Index. The Fund may use a representative sampling strategy when a replication strategy might be detrimental to shareholders, such as when there are practical difficulties or substantial costs involved in compiling a portfolio of securities to follow the Target Index (e.g., where the Target Index contains component securities too numerous to efficiently purchase or sell); or, in certain instances, when a component security of the Target Index becomes temporarily illiquid, unavailable or less liquid. The Fund may also use a representative sampling strategy to exclude less liquid component securities contained in the Target Index from the Fund’s portfolio in order to create a more tradable portfolio and improve arbitrage opportunities. To the extent the Fund uses a representative sampling strategy, it may not track the Target Index with the same degree of accuracy as would an investment vehicle replicating the entire index.

To the extent the Fund uses a representative sampling strategy, it may not track the Target Index with the same degree of accuracy as would an investment vehicle replicating the entire index. For example, the Sub-Adviser may use a representative sampling if one or more of the component securities in the Target Index began to raise liquidity concerns, and the Sub-Adviser may determine to exclude those component securities from the Fund’s portfolio until the liquidity concerns were lifted. In addition, the Fund may not be able to invest in certain securities included in the Target Index due to restrictions or limitations on the trading of such securities. When securities are deleted from the Target Index, the Sub-Adviser will typically remove these securities from the Fund’s portfolio. However, in the discretion of the Sub-Adviser, the Fund may remain invested in securities that were deleted from the Target Index until the next rebalancing of the Fund.

Under normal market conditions, the Fund will invest at least 80% of its total assets in the components of the Target Index. To the extent that the Target Index concentrates (i.e., holds 25% or more of its net assets) in the securities of a particular industry or group of industries, the Fund is expected to concentrate to approximately the same extent. The following sectors are expected to represent a substantial portion of the Target Index: Healthcare and Information Technology.

The Fund may invest up to 20% of its total assets in investments not included in the Target Index, but which the Sub-Adviser believes will help the Fund track the Target Index. For example, there may be instances in which the Sub-Adviser may choose to purchase or sell investments, including ETF and other investment company securities, and cash and cash equivalents, as substitutes for one or more Target Index components or in anticipation of changes in the Target Index’s components. There may also be instances in which the Sub-Adviser may choose to overweight securities in the Target Index. The Fund may not be fully invested at times as a result of, for example, cash flows into the Fund or reserves of cash held by the Fund to meet redemptions and pay expenses. Under these circumstances, the Fund may not track the Target Index with the same degree of accuracy as it otherwise would.

The Target Index methodology was developed by the Index Provider, an affiliate of the Fund. The Calculation Agent, an independent third party, is responsible for the ongoing maintenance, compilation, calculation and administration of the Target Index. Real-time index values are provided by Thomson Reuters. The Target Index is unmanaged and cannot be invested in directly.

More Information about the Funds' Principal Investment Risks

	O'Shares U.S. Quality Dividend ETF	O'Shares U.S. Small-Cap Quality Dividend ETF	O'Shares Global Internet Giants ETF	O'Shares Europe Quality Dividend ETF	O'Shares U.S. Large Cap Quality Growth ETF	O'Shares U.S. Small Cap Quality Growth ETF
Risks						
Principal Risks						
Authorized Participants Concentration Risk	X	X	X	X	X	X
Cash and Cash Equivalents Risk	X	X	X	X	X	X
Cash Transactions Risk			X			
Concentration Risk	X	X	X	X	X	X
COVID-19 Risk	X	X	X	X	X	X
Depository Receipts Risk			X	X		
Dividend-Paying Stocks Risk	X	X		X		
Equity Investing Risk	X	X	X	X	X	X
ETFs and Other Investment Companies Risk	X	X	X	X	X	X
Europe Risk				X		
Emerging Markets Risk			X			
Foreign Investment Risk			X	X		
Geographic Concentration Risk			X	X		
China Risk			X			
Growth Securities Risk			X		X	X
Index-Related Risk	X	X	X	X	X	X
International Closed Market Trading Risk			X	X		
Internet Companies Risk			X			
Large Capitalization Securities Risk	X		X	X	X	
Liquidity Risk	X	X	X	X		X
Market Events Risk	X	X	X	X	X	X
Mid-Capitalization Securities Risk	X			X		
Multifactor Risk	X	X	X	X	X	X
Non-Diversification Risk			X			
Premium-Discount Risk	X	X	X	X	X	X
Portfolio Turnover Risk		X				
Quality Stocks Risk	X	X	X	X	X	X
Robotics Companies Risk						
Sampling Risk	X	X	X	X	X	X
Secondary Market Trading Risk	X	X	X	X	X	X
Sector Risk	X	X	X	X	X	X
Communication Services Sector Risk			X			
Consumer Discretionary Sector Risk			X			
Industrials Sector Risk		X				
Information Technology Sector Risk			X			
Small Capitalization Securities Risk		X				
Small and Mid-Capitalization Securities Risk			X			X
Tracking Error Risk	X	X	X	X	X	X
Volatility Risk	X	X		X		

References to the Adviser include the Sub-Adviser for purposes of these Principal Investment Risks.

Authorized Participants Concentration Risk. The Fund has a limited number of financial institutions that may purchase and redeem Fund shares directly from the Fund ("Authorized Participants"). To the extent they cannot or are otherwise unwilling to engage in creation and redemption transactions with the Fund and no other Authorized Participant steps in, shares of the Fund may trade like closed-end fund shares at a significant discount to NAV and may face trading halts and/or delisting from the Exchange. This risk may be more pronounced in volatile markets, potentially where there are significant redemptions in ETFs generally.

Cash and Cash Equivalents Risk. The Fund may hold cash or cash equivalents. Generally, such positions offer less potential for gain than other investments. Holding cash or cash equivalents, even strategically, may lead to missed investment opportunities. This is particularly true when the market for other investments in which the Fund may invest is rapidly rising. If the Fund holds cash uninvested it will be subject to the credit risk of the depositing institution holding the cash.

Cash Transactions Risk. ETFs generally are able to make in-kind redemptions and avoid being taxed on gain on the distributed portfolio securities at the Fund level. To the extent that a Fund effects redemptions partly or entirely in cash, rather than in-kind, it may be required to sell portfolio securities in order to obtain the cash needed to distribute redemption proceeds. If a Fund recognizes gain on such sales, this generally will cause the Fund to recognize gain it might not otherwise have recognized, or to recognize such gain sooner than would otherwise be required if it were to distribute portfolio securities in-kind. The Funds generally intend to distribute these gains to shareholders to avoid being taxed on this gain at the Fund level and otherwise comply with the special tax rules that apply to it. This strategy may cause shareholders to be subject to tax on gains they would not otherwise be subject to, or at an earlier date than, if they had made an investment in a different ETF. Moreover, cash transactions may have to be carried out over several days if the securities market is relatively illiquid and may involve considerable brokerage fees and taxes. These brokerage fees and taxes, which will be higher than if the Fund sold and redeemed its shares principally in-kind, could be imposed on the Fund and thus decrease the Fund's NAV to the extent they are not offset by the creation and redemption transaction fees paid by purchasers and redeemers of Creation Units.

Concentration Risk. To the extent that the Fund's Target Index is concentrated in a particular sector, industry or group of industries, the Fund is also expected to be concentrated in that sector or industry and may subject the Fund to a greater loss as a result of adverse economic, business or other developments affecting that industry. In addition, the value of the Fund's shares may change at different rates compared to the value of shares of a fund with investments in a more diversified mix of sectors or industries. An individual sector, industry or group of industries may have above-average performance during particular periods, but may also move up and down more than the broader market. The Fund's performance could also be affected if the sectors or industries do not perform as expected.

COVID-19 Risk. Recent examples include pandemic risks related to COVID-19 and aggressive measures taken worldwide in response by governments, including closing borders, restricting international and domestic travel, and the imposition of prolonged quarantines of large populations, and by businesses, including changes to operations and reducing staff. The effects of COVID-19 have contributed to increased volatility in global markets and will likely affect certain countries, companies, industries and market sectors more dramatically than others. The COVID-19 pandemic has had, and any other outbreak of an infectious disease or other serious public health concern could have, a significant negative impact on economic and market conditions and could trigger a prolonged period of global economic slowdown. To the extent a Fund may overweight its investments in certain countries, companies, industries or market sectors, such positions will increase the Fund's exposure to risk of loss from adverse developments affecting those countries, companies, industries or sectors.

Turbulence in the financial markets and reduced liquidity in equity, credit and fixed-income markets may negatively affect issuers worldwide, which could have an adverse effect on the Fund. For example, following the financial crisis that began in 2007, the Federal Reserve attempted to stabilize the U.S. economy and support the U.S. economic recovery by keeping the federal funds rate at or near zero percent. When the Federal Reserve raises the federal funds rate, there is a risk that interest rates across the U.S. financial system will rise. These policy changes may expose markets to heightened volatility and may reduce liquidity for certain Fund investments, causing the value of the Fund's investments and share price to decline. To the extent the Fund experiences disruption in the creation/redemption process of the Fund because of these policy changes or other for other reasons, the Fund may experience increased portfolio turnover, which will increase the costs that the Fund incurs and may lower the Fund's performance.

Depository Receipts Risk. The Fund's investments in foreign companies may be in the form of depository receipts or other securities convertible into securities of foreign issuers, including American Depositary Receipts (ADRs), European Depositary Receipts ("EDRs") and Global Depositary Receipts ("GDRs"). ADRs, EDRs, and GDRs are generally subject to the risks of investing directly in foreign securities and, in some cases, there may be less information available about the underlying issuers than would be the case with a direct investment in the foreign issuer. ADRs are U.S. dollar-denominated receipts representing shares of foreign-based corporations. GDRs are similar to ADRs but are shares of foreign-based corporations generally issued by international banks in one or more markets around the world. EDRs are receipts issued in Europe that evidence ownership of underlying securities issued by a foreign corporation. Generally, EDRs are designed for use in European securities markets. Investment in ADRs, GDRs and EDRs may be less liquid than the underlying shares in their primary trading market and may be more volatile. Distributions paid to holders of depository receipts, such as the Fund, may be subject to a fee charged by the depository. Depository receipts may be "sponsored" or "unsponsored" and may be unregistered and unlisted. Sponsored depository receipts are established jointly by a depository and the underlying issuer, whereas unsponsored depository receipts may be established by a depository without participation by the underlying issuer. Holders of an unsponsored depository receipt generally bear all the costs associated with establishing the unsponsored depository receipt. In addition, the issuers of the securities underlying unsponsored depository receipts are not obligated to disclose material information in the United States and, therefore, there may be less information available regarding such issuers and there may not be a correlation between such information and the market value of the depository receipts. The Fund's investments may also include ADRs, GDRs and EDRs that are not purchased in the public markets and are restricted securities that can be offered and sold only to "qualified institutional buyers" under Rule 144A of the Securities Act. The Adviser will determine the liquidity of these investments pursuant to guidelines established by the Board. If a particular investment in such ADRs, GDRs or EDRs is deemed illiquid, that investment will be included within the Fund's limitation on investments in illiquid securities. Moreover, if adverse market conditions were to develop during the period between the Fund's decision to sell these types of ADRs, GDRs or EDRs and the point at which the Fund is permitted or able to sell such security, the Fund might obtain a price less favorable than the price that prevailed when it decided to sell. Also, the Fund may have limited voting rights and investment restrictions in certain countries may adversely impact the value of the depository receipt. Such restrictions may cause shares of the underlying issuer to trade at a discount or premium to the market price of the depository receipt.

Dividend-Paying Stocks Risk. High dividend-paying stocks may underperform non-dividend paying stocks and the market in general. The Fund's ability to distribute income to shareholders will depend on the yield available on the securities held by the Fund. Changes in the dividend policies of companies held by the Fund could make it difficult for the Fund to provide a predictable level of income or increase the rate of dividend payout growth. Also, a company may reduce or eliminate its dividend after the Fund has gained exposure to such a company's securities.

Equity Investing Risk. An investment in the Fund involves risks similar to those of investing in any fund holding or having exposure to equity securities, such as market fluctuations, changes in interest rates and perceived trends in stock prices. The values of equity securities could decline generally or could underperform other investments. Different types of equity securities tend to go through cycles of outperformance and underperformance in comparison to the general securities markets. In addition, securities may decline in value due to factors affecting a specific issuer, market or securities markets generally. Recent unprecedented turbulence in financial markets, reduced liquidity in credit and fixed income markets, or rising interest rates may negatively affect many issuers worldwide, which may have an adverse effect on the Fund.

ETFs and Other Investment Companies Risk. The risks of investing in securities of other investment companies, including ETFs, typically reflect the risks of the types of instruments in which the investment company invests.

When a Fund invests in these securities, shareholders of the Fund bear their proportionate share of the fees and expenses of the investment company, as well as their share of the Fund's fees and expenses. As a result, a Fund's investment in an investment company could cause the Fund's operating expenses to be higher and performance to be lower.

Through its investments in investment companies, a Fund may be indirectly exposed to additional risks. Derivatives used by an investment company in which a Fund may invest may cause it to become leveraged, allowing it to obtain the right to a return on stipulated capital that exceeds the amount paid or invested. Use of leverage is speculative and could magnify losses. Although certain investment companies may segregate liquid assets to cover the market value of their obligations under the derivatives, this will not prevent losses of amounts in excess of the segregated assets. Other investment companies may not employ any risk management procedures at all, leading to even greater losses.

Europe Risk. The Economic and Monetary Union of the European Union (the "EU") requires compliance with restrictions on inflation rates, deficits, interest rates, debt levels and fiscal and monetary controls, each of which may significantly affect every country in Europe. Decreasing imports or exports, changes in governmental or EU regulations on trade, changes in the exchange rate of the euro, the default or threat of default by an EU member country on its sovereign debt, and/or an economic recession in an EU member country may have a significant adverse effect on the economies of EU member countries and their trading partners. The European financial markets have recently experienced volatility and adverse trends due to concerns about economic downturns in, or rising government debt levels in several European countries, including Greece, Italy, Portugal and Spain. These events have adversely affected the exchange rate of the euro and may continue to significantly affect every country in Europe, including countries that do not use the euro. The risk of investing in Europe may be heightened due to the United Kingdom's withdrawal from membership in the EU. The economy and currency of the United Kingdom may be negatively impacted by changes to its economic and political relations with the EU. In addition, if one or more countries were to exit the EU or abandon the use of the euro as a currency, the value of investments tied to those countries or the euro could decline significantly and unpredictably. Any such event could have a material adverse impact on the value and risk profile of the Fund's portfolio, and it would likely cause additional market disruption globally and introduce new legal and regulatory uncertainties.

The United Kingdom has one of the largest economies in Europe, and member countries of the EU are substantial trading partners of the United Kingdom. The City of London's economy is dominated by financial services, some of which may have to move outside of the United Kingdom post-referendum (e.g., currency trading, international settlement). Under the referendum, banks may be forced to move staff and comply with two separate sets of rules or lose business to banks in Europe. Furthermore, the referendum creates the potential for decreased trade, the possibility of capital outflows, devaluation of the pound sterling, the cost of higher corporate bond spreads due to uncertainty, and the risk that all the above could damage business and consumer spending as well as foreign direct investment. As a result of the referendum, the economy and currency of the United Kingdom may be negatively impacted by changes to its economic and political relations with the EU.

The impact of Brexit in the near- and long-term is still unknown and could have additional adverse effects on economies, financial markets and asset valuations around the world.

Foreign Investment Risk. The Fund may invest in foreign securities, including non-U.S. dollar-denominated securities traded outside of the United States and U.S. dollar-denominated securities of foreign issuers traded in the United States. Returns on investments in foreign securities could be more volatile than, or trail the returns on, investments in U.S. securities. Investments in foreign securities, including investments in ADRs, EDRs or GDRs, are subject to special risks, including the following:

Foreign Securities Risk. Investments in non-U.S. securities involve certain risks that may not be present with investments in U.S. securities. For example, investments in non-U.S. securities may be subject to risk of loss due to political or economic instability. There may be less information publicly available about non-U.S. issuers. Non-U.S. issuers may be subject to different accounting, auditing, financial reporting and investor protection standards. Changes to the financial condition or credit rating of foreign issuers may also adversely affect the value of the Fund's securities. Investments in non-U.S. securities may be subject to withholding or other taxes and may be subject to additional trading, settlement, custodial, and operational risks. Because legal systems differ, there is also the possibility that it will be difficult to obtain or enforce legal judgments in certain countries. Since foreign exchanges may be open on days when the Fund does not price its shares, the value of the securities in the Fund's portfolio may change on days when shareholders will not be able to purchase or sell Fund shares. Conversely, Fund shares may trade on days when foreign exchanges are closed. Investments in foreign securities may involve higher costs than investments in U.S. securities, including higher transaction and custody costs as well as the imposition of additional taxes by foreign governments. Each of these factors can make investments in the Fund more volatile and potentially less liquid than other types of investments.

Capital Controls Risk. Economic conditions, such as volatile currency exchange rates and interest rates, political events and other conditions, may, without prior warning, lead to government intervention and the imposition of "capital controls" or expropriation or nationalization of assets. The possible establishment of exchange controls or freezes on the convertibility of currency, or the adoption of other governmental restrictions, might adversely affect an investment in foreign securities. Capital controls include the prohibition of, or restrictions on, the ability to transfer currency, securities or other assets within or out of a jurisdiction. Levies may be placed on profits repatriated by foreign entities (such as the Fund). Capital controls may impact the ability of the Fund to buy, sell or otherwise transfer securities or currency, may adversely affect the trading market and price for shares of the Fund, and may cause the Fund to decline in value.

Currency Risk. The Fund's NAV is determined on the basis of U.S. dollars; therefore, unless perfectly hedged, the Fund may lose value if the local currency of a foreign market depreciates against the U.S. dollar, even if the local currency value of the Fund's holdings goes up. Currency exchange rates may fluctuate significantly over short periods of time. Currency exchange rates also can be affected unpredictably by intervention; by failure to intervene by U.S. or foreign governments or central banks; or by currency controls or political developments in the U.S. or abroad. Changes in foreign currency exchange rates may affect the NAV of the Fund and the price of the Fund's shares. Devaluation of a currency by a country's government or banking authority would have a significant impact on the value of any investments denominated in that currency.

Political and Economic Risk. The Fund is subject to foreign political and economic risk not associated with U.S. investments, meaning that political events (civil unrest, national elections, changes in political conditions and foreign relations, imposition of exchange controls and repatriation restrictions), social and economic events (labor strikes, rising inflation) and natural disasters occurring in a foreign country could cause the Fund's investments to experience gains or losses. The Fund also could be unable to enforce its ownership rights or pursue legal remedies in countries where it invests or to which it has exposure. With respect to certain countries, there is the possibility of the default or threat of default by a country on its sovereign debt. Responses to the financial problems by governments, central banks and others, including austerity measures and reforms, may not produce the desired results, may result in social unrest and may limit future growth and economic recovery or have other unintended consequences. Further defaults or restructurings by governments and other entities of their debt could have additional adverse effects on economies, financial markets and asset valuations around the world.

Foreign Market and Trading Risk. The trading markets for many foreign securities are not as active as U.S. markets and may have less governmental regulation and oversight. Foreign markets also may have clearance and settlement procedures that make it difficult for the Fund to buy and sell securities. The procedures and rules governing foreign transactions and custody (holding of the Fund's assets) also may involve delays in payment, delivery or recovery of money or investments. These factors could result in a loss to the Fund by causing the Fund to be unable to dispose of an investment or to miss an attractive investment opportunity, or by causing Fund assets to be uninvested for some period of time.

Emerging Markets Risk. Investing in companies domiciled in emerging market countries may be subject to greater risks than investments in developed countries. These risks include: (i) less social, political, and economic stability; (ii) greater illiquidity and price volatility due to smaller or limited local capital markets for such securities, or low or non-existent trading volumes; (iii) foreign exchanges and broker-dealers may be subject to less scrutiny and regulation by local authorities; (iv) local governments may decide to seize or confiscate securities held by foreign investors and/or local governments may decide to suspend or limit an issuer's ability to make dividend or interest payments; (v) local governments may limit or entirely restrict repatriation of invested capital, profits, and dividends; (vi) capital gains may be subject to local taxation, including on a retroactive basis; (vii) issuers facing restrictions on dollar or euro payments imposed by local governments may attempt to make dividend or interest payments to foreign investors in the local currency; (viii) investors may experience difficulty in enforcing legal claims related to the securities and/or local judges may favor the interests of the issuer over those of foreign investors; (ix) bankruptcy judgments may only be permitted to be paid in the local currency; (x) limited public information regarding the issuer may result in greater difficulty in determining market valuations of the securities, and (xi) lax financial reporting on a regular basis, substandard disclosure, and differences in accounting standards may make it difficult to ascertain the financial health of an issuer. Many emerging market countries have experienced currency devaluations and substantial (and, in some cases, extremely high) rates of inflation. Other emerging market countries have experienced economic recessions. These circumstances have had a negative effect on the economies and securities markets of such emerging market countries.

Geographic Concentration Risk. Because the Fund's investments may be concentrated in a particular geographic region or country, the value of Fund shares may be affected by events that adversely affect that region or country and may fluctuate more than that of a less concentrated fund.

China Risk. Investments in Chinese securities, including certain Hong Kong-listed securities, subject the Fund to risks specific to China. The Chinese economy is subject to a considerable degree of economic, political and social instability:

Political and Social Risk. The Chinese government is authoritarian and has periodically used force to suppress civil dissent. Disparities of wealth and the pace of economic liberalization may lead to social turmoil, violence and labor unrest. In addition, China continues to experience disagreements related to integration with Hong Kong and religious and nationalist disputes in Tibet and Xinjiang. There is also a greater risk in China than in many other countries of currency fluctuations, currency non-convertibility, interest rate fluctuations and higher rates of inflation as a result of internal social unrest or conflicts with other countries. Unanticipated political or social developments may result in sudden and significant investment losses. China's growing income inequality, rapidly aging population and significant environmental issues also are factors that may affect the Chinese economy.

Government Control and Regulations. The Chinese government has implemented significant economic reforms in order to liberalize trade policy, promote foreign investment in the economy, reduce government control of the economy and develop market mechanisms. There can be no assurance these reforms will continue or that they will be effective. Despite recent reform and privatizations, government control over certain sectors or enterprises and significant regulation of investment and industry is still pervasive, including restrictions on investment in companies or industries deemed to be sensitive to particular national interests, and the Chinese government may restrict foreign ownership of Chinese corporations and/or the repatriation of assets by foreign investors. Limitations or restrictions on foreign ownership of securities may have adverse effects on the liquidity and performance of the Fund, and could lead to higher tracking error. Chinese government intervention in the market may have a negative impact on market sentiment, which may in turn affect the performance of the Chinese economy and the Fund's investments. Chinese markets generally continue to experience inefficiency, volatility and pricing anomalies that may be connected to governmental influence, lack of publicly-available information, and political and social instability.

Economic Risk. The Chinese economy has grown rapidly in the recent past and there is no assurance that this growth rate will be maintained. In fact, the Chinese economy may experience a significant slowdown as a result of, among other things, a deterioration in global demand for Chinese exports, as well as contraction in spending on domestic goods by Chinese consumers. In addition, China may experience substantial rates of inflation or economic recessions, which would have a negative effect on its economy and securities market. Delays in enterprise restructuring, slow development of well-functioning financial markets and widespread corruption have also hindered performance of the Chinese economy. China continues to receive substantial pressure from trading partners to liberalize official currency exchange rates. Reduction in spending on Chinese products and services, institution of additional tariffs or other trade barriers, including as a result of heightened trade tensions between China and the U.S., or a downturn in any of the economies of China's key trading partners may have an adverse impact on the Chinese economy.

Expropriation Risk. The Chinese government maintains a major role in economic policymaking and investing in China involves risk of loss due to expropriation, nationalization, or confiscation of assets and property or the imposition of restrictions on foreign investments and on repatriation of capital invested.

Security Risk. China has strained international relations with Taiwan, India, Russia and other neighbors due to territorial disputes, historical animosities, defense concerns and other security concerns. Relations between China's Han ethnic majority and other ethnic groups in China, including Tibetans and Uighurs, are also strained and have been marked by protests and violence. These situations may cause uncertainty in the Chinese market and may adversely affect the Chinese economy. In addition, conflict on the Korean Peninsula could adversely affect the Chinese economy.

Chinese Equity Markets. The Fund invests in Chinese securities, including H-shares, A-shares, B-shares, Red-Chips and/or P-Chips. The issuance of B-shares and H-shares by Chinese companies and the ability to obtain a "back-door listing" through Red-Chips or P-Chips is still regarded by the Chinese authorities as an experiment in economic reform. "Back-door listing" is a means by which a mainland Chinese company issues Red-Chips or P-Chips to obtain quick access to international listing and international capital. All of these share mechanisms are relatively untested and subject to political and economic policies in China.

Hong Kong Political Risk. Hong Kong reverted to Chinese sovereignty on July 1, 1997 as 12 a Special Administrative Region (SAR) of the People's Republic of China under the principle of "one country, two systems." Although China is obligated to maintain the current capitalist economic and social system of Hong Kong through June 30, 2047, the continuation of economic and social freedoms enjoyed in Hong Kong is dependent on the government of China. Any attempt by China to tighten its control over Hong Kong's political, economic, legal or social policies may result in an adverse effect on Hong Kong's markets. In addition, the Hong Kong dollar trades at a fixed exchange rate in relation to (or, is "pegged" to) the U.S. dollar, which has contributed to the growth and stability of the Hong Kong economy. However, it is uncertain how long the currency peg will continue or what effect the establishment of an alternative exchange rate system would have on the Hong Kong economy. Because the Fund's NAV is denominated in U.S. dollars, the establishment of an alternative exchange rate system could result in a decline in the Fund's NAV.

Growth Securities Risk. Growth companies are companies whose earnings growth potential appears to be greater than the market in general and whose revenue growth is expected to continue for an extended period of time. Stocks of growth companies or "growth securities" have market values that may be more volatile than those of other types of investments. Under certain market conditions, growth securities have performed better during the later stages of economic recovery (although there is no assurance that they will continue to do so). Therefore, growth securities may go outperform or underperform the broad market over time. Growth securities typically do not pay a dividend, which can help cushion stock prices in market downturns and reduce potential losses.

Index-Related Risk. The Adviser does not actively manage the Fund and therefore does not attempt to analyze, quantify or control the risks associated with investing in securities in the Target Index. The Fund invests primarily in securities included in, or representative of, its Target Index regardless of their investment merits. The Adviser does not attempt to take defensive positions in declining markets. As a result, the Fund may hold constituent securities regardless of the current or projected performance of a specific security or a particular industry or market sector. Maintaining investments in securities regardless of market conditions or the performance of individual securities could cause the Fund's return to be lower than if the Fund employed an active strategy.

Risks related to the Index Provider. The Fund seeks to achieve a return which corresponds generally to the price and yield performance, before fees and expenses, of the Target Index as published by the Index Provider or the index calculation agent, if applicable. There is no assurance that the Index Provider, the index calculation agents or any agents that may act on the Index Provider's behalf will compile the Target Index accurately, or that the Target Index will be determined, composed or calculated accurately. While the Index Provider provides descriptions of what the Target Index is designed to achieve, none of the Index Provider, the index calculation agents or any agents of the Index Provider provide any warranty or accept any liability in relation to the quality, accuracy or completeness of the Target Index or its related data, and they do not guarantee that the Target Index will be in line with the Index Provider's methodology. Errors in respect of the quality, accuracy and completeness of the data may occur from time to time and may not be identified and corrected by the Index Provider or index calculation agent, if applicable, for a period of time or at all, particularly where the indexes are less commonly used. Therefore, gains, losses or costs associated with errors of the Index Provider, the index calculation agent or their respective agents will generally be borne by the Fund and its shareholders. For example, during a period where the Fund's Target Index contains incorrect constituents, the Fund would have market exposure to such constituents and would be underexposed to the Target Index's other constituents. Such errors may negatively or positively impact the Fund and its shareholders. Any gains due to the Index Provider's, index calculation agent's or others' errors will be kept by the Fund and its shareholders and any losses resulting from the Index Provider's, index calculation agent's or others' errors will be borne by the Fund and its shareholders. Certain of the Target Indexes are new and have a limited performance history. The foregoing risks may be greater for a new index.

Apart from scheduled rebalances and reconstitutions the Index Provider/index calculation agent or their respective agents may carry out additional ad hoc rebalances and/or reconstitutions to the Target Index in order, for example, to correct an error in the selection of index constituents, or to reflect corporate actions or de-listings. When the Target Index of the Fund is rebalanced or reconstituted and the Fund in turn rebalances or reconstitutes its portfolio to attempt to increase the correlation between the Fund's portfolio and the Target Index, any transaction costs and market exposure arising from such portfolio rebalancing or reconstitution will be borne directly by the Fund and its shareholders. Therefore, errors and additional ad hoc rebalances and reconstitutions carried out by the Index Provider to the Target Index or index calculation agent, if applicable, may increase the costs and the tracking error risk of the Fund.

International Closed Market Trading Risk. Because the Fund's underlying securities trade on markets that may be closed when the Exchange is open, there are likely to be deviations between current pricing of an underlying security and stale pricing resulting in the Fund trading at a discount or premium to NAV that may be greater than those incurred by other ETFs.

Internet Companies Risk. Companies involved with the internet, technology and e-commerce are exposed to risks associated with rapid advances in technology, obsolescence of current products and services, the finite life of patents and the constant threat of global competition and substitutes. In addition to these risks, these companies may be adversely impacted by market and economic cyclicality and changing industry standards.

Large Capitalization Securities Risk. Investments in large capitalization companies may go in and out of favor based on market and economic conditions and may underperform other market segments. Some large capitalization companies may be unable to respond quickly to new competitive challenges and attain the high growth rate of successful smaller companies, especially during extended periods of economic expansion. As such, returns on investments in stocks of large capitalization companies could trail the returns on investments in stocks of small and mid-capitalization companies.

Liquidity Risk. Liquidity risk exists when the markets for particular securities or types of securities or other investments are or become relatively illiquid so that the Fund is unable, or it becomes more difficult for the Fund, to sell the security at the price at which the Fund has valued the security. Illiquidity may result from political, economic or issuer specific events; supply/demand imbalances; changes in a specific market's size or structure, including the number of participants; or overall market disruptions. Securities with reduced liquidity or that become illiquid may involve greater risk than securities with more liquid markets. Market prices or quotations for illiquid securities may be volatile, and there may be large spreads between bid and ask prices. Reduced liquidity may have an adverse impact on market price and the Fund's ability to sell particular securities when necessary to meet the Fund's liquidity needs or in response to a specific economic event. To the extent that the Fund and its affiliates hold a significant portion of an issuer's outstanding securities, the Fund may be subject to greater liquidity risk than if the issuer's securities were more widely held.

Market Events Risk. The market values of the Fund's investments, and therefore the value of the Fund's shares, will go up and down, sometimes rapidly or unpredictably. Market risk may affect a single issuer, industry or section of the economy, or it may affect the market as a whole. The value of the Fund's investments may go up or down due to general market conditions that are not specifically related to the particular issuer, such as real or perceived adverse economic conditions, changes in the general outlook for revenues or corporate earnings, changes in interest or currency rates, regional or global instability, or adverse investor sentiment generally. The value of the Fund's investments may also go up or down due to factors that affect an individual issuer or a particular industry or sector, such as changes in production costs, supply and demand, and competitive conditions within an industry. In addition, unexpected events and their aftermaths, such as pandemics, epidemics or other public health issues; natural, environmental or man-made disasters; financial, political or social disruptions; terrorism and war; and other tragedies or catastrophes, can cause investor fear and panic, which can adversely affect the economies of many companies, sectors, nations, regions and the market in general, in ways that cannot necessarily be foreseen.

Mid-Capitalization Securities Risk. Investing in securities of medium capitalization issuers involves greater risk than customarily is associated with investing in larger, more established companies. These issuer's securities may be more volatile and less liquid than those of more established issuers. These securities may have returns that vary, sometimes significantly, from the overall securities market. Medium capitalization issuers are sometimes more dependent on key personnel or limited product lines than larger, more diversified issuers. Often, medium capitalization issuers and the industries in which they focus are still evolving and, as a result, they may be more sensitive to changing market conditions.

Multifactor Risk. The Target Index, and thus the Fund, seeks to achieve specific factor exposures identified in the Fund's principal investment strategies above. There can be no assurance that targeting exposure to such factors will enhance the Fund's performance over time, and targeting exposure to certain factors may detract from performance in some market environments. There is no guarantee the Index Provider's methodology will be successful in creating an index that achieves the specific factor exposures identified above.

Non-Diversification Risk. The Fund is classified as "non-diversified" under the 1940 Act, which means that the Fund may invest a relatively high percentage of its assets in a limited number of issuers. As a result, the Fund may be more susceptible to a single adverse economic or regulatory occurrence affecting one or more of these issuers, experience increased volatility and be highly invested in certain issuers.

Premium-Discount Risk. Although it is expected that the market price of Fund shares typically will approximate its NAV, there may be times when the market price and the NAV differ. Thus, the investor may pay more than NAV when buying Fund shares on the secondary market, and may receive less than NAV when the investor sells Fund shares on the secondary market. This risk is separate and distinct from the risk that the NAV of Fund shares may decrease.

Portfolio Turnover Risk. Portfolio turnover is a measure of how frequently the Fund's portfolio securities are bought and sold. The Fund may engage in frequent trading of its portfolio securities in connection with the rebalancing or adjustment of the Target Index. High portfolio turnover rates generally increase transaction costs, which may reduce the Fund's returns, and may result in increased taxable distributions.

Quality Stocks Risk. This style of investing is subject to the risk that the past performance of these companies does not continue or that the returns on "quality" equity securities are less than returns on other styles of investing or the overall stock market. In addition, there may be periods when quality investing is out of favor and during which the investment performance of a fund using a quality strategy may suffer.

Robotics Companies Risk. Companies involved in robotics and industries related to robotics and/or automation are exposed to the risk of rapid advances in technology, product and service obsolescence and reliance on patents and intellectual property. It is not certain that these companies will be able to protect patents and other forms of intellectual property. These companies may be exposed to changes in business cycle and government regulation. In addition, these companies may be exposed to intense market competition and constant threat of substitutes. Product lines and depth may be limited. Companies involved in robotics generally require substantial investments in research and development with no guarantee of success in their underlying products. Heavy reliance on technology may make these companies more volatile than those less reliant.

Sector Risk. To the extent the Target Index, and thereby the Fund, emphasizes, from time to time, investments in a particular sector, the Fund is subject to a greater degree to the risks particular to that sector. Market conditions, interest rates, and economic, regulatory, or financial developments could significantly affect all the securities in a single sector. If the Fund invests in a few sectors, it may have increased exposure to the price movements of those sectors.

Communication Services Sector Risk. The communication services sector consists of both companies in the telecommunication services industry as well as those in the media and entertainment industry. Examples of companies in the telecommunication services industry group include providers of fiber-optic, fixed-line, cellular and wireless telecommunications networks. Companies in the media and entertainment industry group encompass a variety of services and products including television broadcasting, gaming products, social media, networking platforms, online classifieds, online review websites and Internet search engines.

The communication services sector of a country's economy is often subject to extensive government regulation. The costs of complying with governmental regulations, delays or failure to receive required regulatory approvals, or the enactment of new regulatory requirements may negatively affect the business of communications companies. Government actions around the world, specifically in the area of pre-marketing clearance of products and prices, can be arbitrary and unpredictable. Companies in the communication services sector may encounter distressed cash flows due to the need to commit substantial capital to meet increasing competition, particularly in developing new products and services using new technology. Technological innovations may make the products and services of certain communications companies obsolete.

The domestic telecommunications market is characterized by increasing competition and regulation by the U.S. Federal Communications Commission and various state regulatory authorities. Telecommunications providers are generally required to obtain franchises or licenses in order to provide services in a given location. Licensing and franchise rights in the telecommunications sector are limited, which may provide an advantage to certain participants. Limited availability of such rights, high barriers to market entry and regulatory oversight, among other factors, have led to consolidation of companies within the sector, which could lead to further regulation or other negative effects in the future.

Companies in the media and entertainment industries can be significantly affected by several factors, including competition, particularly in formulation of products and services using new technologies, cyclicity of revenues and earnings, a potential decrease in the discretionary income of targeted individuals, changing consumer tastes and interests, and the potential increase in state and federal government regulation. Companies in the media and entertainment industries may become obsolete quickly. Advertising spending can be an important revenue source for media and entertainment companies. During economic downturns advertising spending typically decreases and, as a result, media and entertainment companies tend to generate less revenue.

Consumer Discretionary Sector Risk. The success of consumer product manufacturers and retailers is tied closely to the performance of domestic and international economies, interest rates, exchange rates, competition, consumer confidence, changes in demographics and consumer preferences. Companies in the consumer discretionary sector depend heavily on disposable household income and consumer spending, and may be strongly affected by social trends and marketing campaigns. These companies may be subject to severe competition, which may have an adverse impact on their profitability.

Industrials Sector Risk. Companies in the industrials sector may be adversely affected by supply and demand changes related to their specific products or services. The products of manufacturing companies may face product obsolescence due to rapid technological developments and frequent new product introduction. Global events, trade disputes and changes in government regulations, economic conditions, changes or trends in commodity prices and exchange rates may adversely affect the performance of companies in the industrials sector. Companies in the industrials sector may be adversely affected by liability for environmental damage and product liability claims. Certain companies within the industry significantly rely on government demand for their products and services and, as a result, may be adversely affected by government oversight and spending policies. Companies within the sector that are cyclical in nature can be significantly affected by economic changes, fuel prices, labor relations and insurance costs.

Information Technology Sector Risk. Information technology companies face intense competition, both domestically and internationally, which may have an adverse effect on their profit margins. Like other technology companies, information technology companies may have limited product lines, markets, financial resources or personnel. The products of information technology companies may face obsolescence due to rapid technological developments, frequent new product introduction, unpredictable changes in growth rates and competition for the services of qualified personnel. Companies in the information technology sector are heavily dependent on patent and intellectual property rights. The loss or impairment of these rights may adversely affect the profitability of these companies. Companies in the application software industry, in particular, may also be negatively affected by the decline or fluctuation of subscription renewal rates for their products and services, which may have an adverse effect on profit margins. Companies in the systems software industry may be adversely affected by, among other things, actual or perceived security vulnerabilities in their products and services, which may result in individual or class action lawsuits, state or federal enforcement actions and other remediation costs.

Small Capitalization Securities Risk. The securities of small capitalization companies are often more volatile and less liquid than the stocks of larger companies and may be more affected than other types of securities during market downturns. Compared to larger companies, small capitalization companies may have a shorter history of operations, and may have limited product lines, markets or financial resources.

Small and Mid-Capitalization Securities Risk. Investing in securities of small and medium capitalization issuers involves greater risk than customarily is associated with investing in larger, more established companies. These issuers' securities may be more volatile and less liquid than those of more established issuers. These securities may have returns that vary, sometimes significantly, from the overall securities market. Small and medium capitalization issuers are sometimes more dependent on key personnel or limited product lines than larger, more diversified issuers. Often, small and medium capitalization issuers and the industries in which they focus are still evolving and, as a result, they may be more sensitive to changing market conditions.

Tracking Error Risk. Tracking error is the divergence of the Fund's performance from that of its Target Index. The Fund's return may not match the return of the Target Index for a number of other reasons. For example, the Fund incurs a number of operating expenses not applicable to the Target Index, and incurs costs in buying and selling securities, especially when reconstituting the Fund's securities holdings to reflect changes in the composition of the Target Index. Because the Target Index's components are reconstituted on an annual basis, the Fund's costs associated with reconstitution may be greater than those incurred by other ETFs that track indices whose composition changes less frequently. If the Fund is not fully invested, holding cash balances may prevent it from tracking the Target Index. In addition, the Fund's NAV may deviate from the Target Index if the Fund fair values a portfolio security at a price other than the price used by the Target Index for that security. In addition, to the extent the Fund employs a representative sampling strategy, the stocks held by the Fund may provide performance that differs from the aggregate performance of all of the securities comprising the Target Index.

Volatility Risk. There is a risk that the present and future volatility of a security, relative to the underlying Target Index, will not be the same as it has historically been, and thus that the Target Index will not be exposed to the less volatile securities in the underlying Target Index universe. Volatile stocks are subject to sharp swings in value.

Other Information

Exclusion of Adviser from Commodity Pool Operator ("CPO") Definition. With respect to each Fund, the Adviser has claimed an exclusion from the definition of a CPO under the Commodity Exchange Act ("CEA") and the rules of the Commodity Futures Trading Commission ("CFTC") and, therefore, is not subject to CFTC registration or regulation as a CPO. In addition, the Adviser is relying upon a related exclusion from the definition of a "commodity trading advisor" under the CEA and the rules of the CFTC.

The terms of the CPO exclusion require the Funds, among other things, to adhere to certain limits on its investments in “commodity interests.” Commodity interests include commodity futures, commodity options and swaps, which in turn include non-deliverable forward currency agreements, as further described in the Funds’ statement of additional information (“SAI”). Because the Adviser and the Funds intend to comply with the terms of the CPO exclusion at this time, the Funds will limit their investments in these types of instruments. The Funds are not intended as a vehicle for trading in the commodity futures, commodity options or swaps markets. The CFTC has neither reviewed nor approved the Adviser’s reliance on these exclusions, or the Funds, their investment strategies or this Prospectus.

Investment Advisory Services

Investment Adviser and Sub-Adviser

O’Shares Investment Advisers, LLC (“Adviser”) acts as each Fund’s investment adviser pursuant to an investment advisory agreement with the Trust on behalf of the Fund (each an “Advisory Agreement”). The Adviser is a Delaware limited liability company with its principal offices located at 1010 Sherbrooke St. West, Suite 2105, Montreal, QC H3A 2R7 (Canada). The Adviser was founded in 2016.

Vident Investment Advisory, LLC (“Vident” or “Sub-Adviser”) acts as each Fund’s sub-adviser pursuant to an investment sub-advisory agreement with the Adviser (the “Sub-Advisory Agreement”). Vident is a Delaware limited liability company with its principal offices located at 1125 Sanctuary Parkway, Suite 515, Alpharetta, Georgia 30009. The Sub-Adviser was founded in 2014.

Pursuant to the Advisory Agreement, the Adviser has the overall responsibility for the Funds’ investment program. The Adviser, on behalf of each Fund, has entered into a Sub-Advisory Agreement with the Sub-Adviser. The Sub-Adviser is responsible for trading portfolio securities and other investment instruments on behalf of the Funds, including selecting broker-dealers to execute purchase and sale transactions, as instructed by the Adviser or in connection with any rebalancing or reconstitution of a Target Index, subject to the overall supervision and oversight of the Adviser and the Board. The Adviser oversees the Sub-Adviser for compliance with the Funds’ investment objective, policies, strategies and restrictions. The Board of Trustees supervises and oversees the Adviser and the Sub-Adviser, establishes policies that they must follow in their management activities, and oversees the hiring and termination of sub-advisers recommended by the Adviser.

Pursuant to the Advisory Agreement, each Fund pays the Adviser the advisory fee for its services payable on a monthly basis at the annual rate listed in the table below, based on the average daily net assets of the Fund.

Fund	Advisory Fee
O’Shares U.S. Quality Dividend ETF	0.48%
O’Shares U.S. Small-Cap Quality Dividend ETF	0.48%
O’Shares Global Internet Giants ETF	0.48%
O’Shares Europe Quality Dividend ETF	0.48%
O’Shares U.S. Large Cap Quality Growth ETF	0.48%
O’Shares U.S. Small Cap Quality Growth ETF	0.48%

Pursuant to the Sub-Advisory Agreement, the Adviser compensates the Sub-Adviser out of the advisory fees it receives from the Funds.

Under the Advisory Agreement, the Adviser bears all of the ordinary operating expenses of the Funds, except for (i) the management fee, (ii) payments under the Funds’ Rule 12b-1 plan, (iii) brokerage expenses (including any costs incidental to transactions in portfolio securities or instruments), (iv) acquired fund fees and expenses, (v) taxes, (vi) interest (including borrowing costs and dividend expenses on securities sold short and overdraft charges), (vii) litigation expenses (including litigation to which the Trust or a Fund may be a party and indemnification of the Trustees and officers with respect thereto) and (viii) other extraordinary or non-routine expenses.

A discussion regarding the basis for the Board’s approval of the Advisory Agreement and Sub-Advisory Agreement for the O’Shares U.S. Small-Cap Quality Dividend ETF, O’Shares Global Internet Giants ETF, O’Shares U.S. Quality Dividend ETF and O’Shares Europe Quality Dividend ETF is available in the Funds’ semi-annual report to shareholders for the period ended December 31, 2020. A discussion regarding the basis for the Board’s approval of the Advisory Agreement and Sub-Advisory Agreement for the O’Shares U.S. Large Cap Quality Growth ETF and O’Shares U.S. Small Cap Quality Growth ETF will be available in the Funds’ first report to shareholders.

Portfolio Managers

The portfolio managers are responsible for various functions related to portfolio management, including, but not limited to, investing cash inflows, implementing investment strategy, researching and reviewing investment strategy, and overseeing members of their portfolio management team with more limited responsibilities.

Vident Investment Advisory, LLC

Austin Wen, CFA has seven years of investment management experience. Mr. Wen is a Portfolio Manager at Vident, specializing in portfolio management and trading of equity portfolios and commodities based portfolios, as well as risk monitoring and investment analysis. Previously, Mr. Wen was an analyst for Vident Financial, working on the development and review of investment solutions. He began his career as a State Examiner for the Georgia Department of Banking and Finance. Mr. Wen obtained a BA in Finance from the University of Georgia and holds the Chartered Financial Analyst designation.

Rafael Zayas, CFA, is a Portfolio Manager for the Sub-Adviser and has over 15 years of investment management experience. Mr. Zayas became SVP, Head of Portfolio Management and Trading ETF at Vident in June 2020. From 2017 to 2020, he was Senior Portfolio Manager – International Equity at Vident and his investment management experience includes managing international equity portfolios, including in emerging and frontier markets. Prior to joining Vident, he was a Portfolio Manager – Direct Investments for seven years at Russell Investments, a global asset manager, where he co-managed more than \$4 billion in quantitative strategies across global markets, including the Russell Strategic Call Overwriting Fund, a mutual fund. Mr. Zayas also helped Russell Investments launch its sponsored ETF initiative and advised on index methodologies. Prior to joining Russell Investments, Mr. Zayas was a Portfolio Manager – Equity Indexing at Mellon Capital Management, where he managed assets for internationally listed global equity ETFs. Mr. Zayas graduated with a B.S. in Electrical Engineering from Cornell University and obtained a Certificate in Computational Finance and Risk Management from the University of Washington. He also attained the Chartered Financial Analyst designation in 2010.

The SAI provides additional information about each portfolio manager’s compensation, other accounts managed by each portfolio manager, and each portfolio manager’s ownership of shares of the Funds.

Manager of Managers Structure

The Adviser and the Trust were granted an exemptive order from the SEC that allows the Funds to operate in a “manager of managers” structure whereby the Adviser, as the Funds’ investment adviser, can appoint and replace sub-advisers, and enter into, amend and terminate sub-advisory agreements with such sub-advisers, each subject to Board approval but without obtaining prior shareholder approval (the “Manager of Managers Structure”). The Funds will inform shareholders of the hiring of any new sub-adviser within 90 days after the hiring of the sub-adviser. The SEC exemptive order allows the Funds to avoid the expenses and delays associated with obtaining shareholder approval of sub-advisory agreements. The order covers the appointment of sub-advisers that are not affiliated with the Adviser, as well as sub-advisers that are affiliated with the Adviser, although the Funds currently will utilize the relief only for the hiring of unaffiliated sub-advisers and sub-advisers that are wholly owned by the Adviser or a parent company of the Adviser.

The use of the Manager of Managers Structure with respect to the Funds is subject to the conditions to the SEC exemptive order. Under the Manager of Managers Structure, the Adviser has the ultimate responsibility, subject to oversight by the Board, to oversee the sub-advisers and recommend their hiring, termination and replacement. Subject to the review and oversight of the Board, the Adviser sets the Funds’ overall investment strategies; evaluates, selects and recommends sub-advisers to manage all or a portion of each Fund’s assets; implements procedures reasonably designed to ensure that each sub-adviser complies with each Fund’s investment objective, policies and restrictions; allocates and, when appropriate, reallocates each Fund’s assets among sub-advisers; and monitors and evaluates the sub-advisers’ performance.

Information Regarding Exchange-Traded Funds

Each Fund is an ETF. An ETF is an investment company that offers shares that are listed on a U.S. securities exchange. Because they are listed on an exchange, shares of ETFs can be traded throughout the day on that exchange at market-determined prices.

Conventional mutual fund shares are bought from and redeemed with the issuing fund for cash at the NAV of such shares. ETF shares, by contrast, cannot be purchased from or redeemed with the issuing fund at NAV except by or through Authorized Participants, and then only in large blocks of shares called “Creation Units,” usually in exchange for an in-kind basket of securities. In order to be an “Authorized Participant,” you must be either a broker-dealer or other participant in the Continuous Net Settlement System (“Clearing Process”) of the National Securities Clearing Corporation (“NSCC”) or a participant in The Depository Trust Company (“DTC”) with access to the DTC system, and you must execute an agreement with the Fund’s distributor that governs transactions in the Fund’s Creation Units.

NAV is calculated once a day at the close of trading on the New York Stock Exchange (“NYSE”) and reflects a Fund’s total assets, less its liabilities, divided by the number of shares it has outstanding. Transactions in traditional mutual fund shares are typically effected at the NAV next determined after receipt of the transaction order, no matter what time during the day an investor in a traditional mutual fund places an order to purchase or redeem shares, that investor’s order will be priced at that Fund’s NAV determined as of the close of trading of the NYSE. Traditional mutual fund shares may be purchased from a fund directly by the shareholder or through a financial intermediary.

In contrast, investors can purchase and sell ETF shares on a secondary market through a broker. Secondary market transactions may not occur at NAV, but at market prices that change throughout the day, based on the supply of, and demand for, ETF shares and on changes in the prices of the ETF’s portfolio holdings. Accordingly, an investor may pay more (or receive less) than NAV when the investor purchase (or sells) Fund shares on the secondary market. Shareholders will also incur typical brokerage and transaction costs when buying or selling ETF shares on the secondary market. An organized secondary market is expected to exist for the Funds’ shares because Fund shares are listed for trading on the Exchange. It is possible, however, that an active trading market in Fund shares may not be maintained.

Pricing Fund Shares

The NAV of each Fund’s shares is calculated each business day as of the close of regular trading on the NYSE, generally 4:00 p.m., Eastern Time. NAV per share is computed by dividing the net assets by the number of shares outstanding.

The trading prices of shares in the secondary market may differ in varying degrees from their daily NAVs and can be affected by market forces such as supply and demand, economic conditions and other factors.

If you buy or sell Fund shares on the secondary market, you will pay or receive the market price, which may be higher or lower than NAV. Your transaction will be priced at NAV only if you purchase or redeem your Fund shares in Creation Units.

When calculating the NAV of the Funds’ shares, securities held by the Funds are valued at market quotations when reliable market quotations are readily available. Exchange traded securities and instruments (including equity securities, depository receipts and ETFs) are generally valued at the last reported sale price on the principal exchange on which such securities are traded (at the NASDAQ Official Closing Price for NASDAQ listed securities), as of the close of regular trading on the NYSE on the day the securities are being valued or, if there are no sales, at the mean of the most recent bid and asked prices. Forward currency contracts are generally valued at the close of the London Exchange at the applicable forward rate on the valuation day. OTC securities and instruments are generally valued using prices provided by a third party pricing service. Any Fund assets denominated in currencies other than the U.S. dollar are generally translated into the U.S. dollar at the prevailing market rates provided by a third party pricing service. Use of a rate different from the rate used by a Target Index may adversely affect a Fund’s ability to track its Target Index.

When reliable market quotations are not readily available, securities are priced at their fair value, which is the price a security’s owner might reasonably expect to receive upon its sale. The Funds also may use fair value pricing if the value of a security it holds has been materially affected by events occurring before the Funds’ pricing time but after the close of the primary markets or exchanges on which the security is traded. Valuing the Funds’ investments using fair value pricing may result in using prices for those investments that may differ from current market valuations. The Board has delegated to a Valuation Committee the authority to determine fair value prices, pursuant to policies and procedures the Board has established. Certain market valuations could result in a difference between the prices used to calculate each Fund’s NAV and the prices used by each Fund’s Target Index, which, in turn, could result in a difference between a Fund’s performance and the performance of its Target Index.

Shareholder Information

Shares of the Funds trade on exchanges and elsewhere during the trading day. Shares can be bought and sold throughout the trading day like other shares of publicly traded securities. There is no minimum investment for purchases made on an exchange. When buying or selling shares through a broker, you will incur customary brokerage commissions and charges. In addition, you will also incur the cost of the “spread,” which is the difference between what professional investors are willing to pay for Fund shares (the “bid” price) and the price at which they are willing to sell Fund shares (the “ask” price). The commission is frequently a fixed amount and may be a significant proportional cost for investors seeking to buy or sell small amounts of shares. The spread with respect to shares of the Funds varies over time based on the Funds’ trading volumes and market liquidity, and is generally lower if the Funds have a lot of trading volume and market liquidity and higher if the Funds have little trading volume and market liquidity. Because of the costs of buying and selling Fund shares, frequent trading may reduce investment return.

Shares of the Funds may be acquired or redeemed directly from the Funds only in Creation Units or multiples thereof. The Funds are listed on the Exchange, which is open for trading Monday through Friday and is closed on weekends and the following holidays, as observed: New Year’s Day, Martin Luther King, Jr. Day, Presidents’ Day, Good Friday, Memorial Day, Independence Day, Labor Day, Thanksgiving Day and Christmas Day.

Premium/Discount Information

Information regarding how often the shares of the Funds traded on the Exchange at a price above (i.e., at a premium) or below (i.e., at a discount) the NAV of the Funds during the most recently completed calendar year and the most recently completed calendar quarters is available at www.oshares.com. Any such information represents past performance and cannot be used to predict future results.

Certain Legal Risks

Because Fund shares may be issued on an ongoing basis, a “distribution” of Fund shares could occur at any time. Certain activities performed by a dealer could, depending on the circumstances, result in the dealer being deemed a participant in the distribution, in a manner that could render it a statutory underwriter and subject it to the prospectus delivery and liability provisions of the Securities Act of 1933, as amended (the “Securities Act”). For example, a dealer could be deemed a statutory underwriter if it purchases Creation Units from the issuing Fund, breaks them down into the constituent Fund shares, and sells those shares directly to customers, or if it chooses to couple the creation of a supply of new Fund shares with an active selling effort involving solicitation of secondary-market demand for Fund shares. Whether a person is an underwriter depends upon all of the facts and circumstances pertaining to that person’s activities, and the examples mentioned here should not be considered a complete description of all the activities that could cause a dealer to be deemed an underwriter.

Broker-dealer firms should also note that dealers who are not “underwriters” but are effecting transactions in Fund shares, whether or not participating in the distribution of Fund shares, are generally required to deliver a prospectus. This is because the prospectus delivery exemption in Section 4(3) of the Securities Act is not available in respect of such transactions as a result of Section 24(d) of the Investment Company Act of 1940, as amended (the “Investment Company Act”). Dealers who are not “underwriters” but are participating in a distribution (as opposed to engaging in ordinary secondary-market transactions), and thus dealing with Fund shares as part of an “unsold allotment” within the meaning of Section 4(3)(C) of the Securities Act, will be unable to take advantage of the prospectus delivery exemption provided by Section 4(3) of the Securities Act. For delivery of prospectuses to exchange members, the prospectus delivery mechanism of Rule 153 under the Securities Act is only available with respect to transactions on a national exchange.

Fund shares are issued by a registered investment company, and the acquisition of such shares by other investment companies is subject to the restrictions of Section 12(d)(1) of the Investment Company Act, except as permitted by an SEC exemptive order granted to the Funds that allows registered investment companies to invest in Fund shares beyond the limits of Section 12(d)(1), subject to certain terms and conditions.

The Adviser reserves the right to reject any purchase request at any time, for any reason, and without notice. The Funds can stop offering Creation Units and may postpone payment of redemption proceeds at times when the Exchange is closed, when trading on the Exchange is suspended or restricted, for any period during which an emergency exists as a result of which disposal of the shares of the Fund’s portfolio securities or determination of NAV is not reasonably practicable, or under any circumstances as is permitted by the SEC.

Legal Restrictions on Transactions in Certain Securities

An investor subject to a legal restriction with respect to a particular security required to be deposited in connection with the purchase of a Creation Unit may, at the Funds’ discretion, be permitted to deposit an equivalent amount of cash in substitution for any security which would otherwise be included in the in-kind basket of securities applicable to the purchase of a Creation Unit.

Creations and redemptions of Fund shares are subject to compliance with applicable federal and state securities laws, including that securities accepted for deposit and securities used to satisfy redemption requests are sold in transactions that would be exempt from registration under the Securities Act. The Funds (whether or not they otherwise permit cash redemptions) reserve the right to redeem Creation Units for cash to the extent that an investor could not lawfully purchase or a Fund could not lawfully deliver specific securities under such laws or the local laws of a jurisdiction in which the Fund invests. An Authorized Participant or an investor for which it is acting subject to a legal restriction with respect to a particular stock included in an in-kind basket of securities may be paid an equivalent amount of cash. An Authorized Participant that is not a qualified institutional buyer (“QIB”) as defined in Rule 144A under the Securities Act will not be able to receive, as part of a redemption, restricted securities eligible for resale under Rule 144A.

Frequent Trading

The Board has evaluated the risks of market timing activities by the Funds’ shareholders. The Board noted that a Fund’s shares can only be purchased and redeemed directly from the Fund in Creation Units by Authorized Participants and that the vast majority of trading in the Funds’ shares occurs on the secondary market. Because the secondary market trades do not involve a Fund directly, it is unlikely those trades would cause the harmful effects of market timing, including dilution, disruption of portfolio management, increases in the Funds’ trading costs and the realization of capital gains. With regard to the purchase or redemption of Creation Units directly with the Funds, to the extent effected in-kind (i.e., for securities), the Board noted that those trades do not cause the harmful effects (as previously noted) that may result from frequent cash trades. To the extent trades are effected in whole or in part in cash, the Board noted that those trades could result in dilution to a Fund and increased transaction costs, which could negatively impact a Fund’s ability to achieve its investment objective. However, the Board noted also that direct trading by Authorized Participants is critical to ensuring that the Funds’ shares trade at or close to NAV. The Funds also may employ fair valuation pricing to minimize potential dilution from market timing. In addition, each Fund may impose transaction fees on purchases and redemptions of Fund shares to cover the custodial and other costs incurred by a Fund in effecting trades. These fees may increase if an investor substitutes cash in part or in whole for securities, reflecting the fact that the Fund’s trading costs increase in those circumstances. Given this structure, the Board determined that it is not necessary to adopt policies and procedures to detect and deter market timing of the Funds’ shares.

Book Entry

Shares are held in book-entry form, which means that no stock certificates are issued. The DTC or its nominee is the record owner of all outstanding shares of the Funds and is recognized as the owner of all shares for all purposes. Investors owning shares are beneficial owners as shown on the records of DTC or its participants. DTC serves as the securities depository for all shares. Participants in DTC include securities brokers and dealers, banks, trust companies, clearing corporations and other institutions that directly or indirectly maintain a custodial relationship with DTC. As a beneficial owner of shares, you are not entitled to receive physical delivery of stock certificates or to have shares registered in your name, and you are not considered a registered owner of Fund shares. Therefore, to exercise any right as an owner of shares, you must rely upon the procedures of DTC and its participants. These procedures are the same as those that apply to any other stocks that you may hold in book entry or "street name" form.

The Adviser will not have any record of your ownership. Your account information will be maintained by your broker, which will provide you with account statements, confirmations of your purchases and sales of Fund shares, and tax information. Your broker also will be responsible for distributing income and capital gains distributions and for ensuring that you receive shareholder reports and other communications from the fund whose shares you own. You will receive other services (e.g., dividend reinvestment and average cost information) only if your broker offers these services.

Portfolio Holdings Information

On each business day of a Fund, before the opening of regular trading on the Exchange, the Fund will disclose on its website (www.oshares.com) certain information relating to the portfolio holdings that will form the basis for the Fund's next calculation of NAV per share. In addition, the deposit securities and fund securities that should be delivered in exchange for purchases and redemptions of Creation Units are publicly disseminated daily via the NSCC. A description of the Funds' other policies and procedures with respect to the disclosure of the Funds' portfolio securities is available in the SAI.

Distribution and Service Plan

Each Fund has adopted a distribution and service plan ("Plan") pursuant to Rule 12b-1 under the Investment Company Act. In accordance with the Plan, each Fund is authorized to pay an amount up to 0.25% of its average daily net assets each year to finance any activity primarily intended to result in the sale of Creation Units of each Fund or the provision of investor services, including but not limited to: (i) marketing and promotional services, including advertising; (ii) facilitating communications with beneficial owners of shares of the Funds; (iii) wholesaling services; and (iv) such other services and obligations as may be set forth in the Distribution Agreement with Foreside Fund Services, LLC (the "Distributor").

No Rule 12b-1 fees are currently paid by any Fund and there are no current plans to impose these fees. In the event Rule 12b-1 fees were charged, over time they would increase the cost of an investment in a Fund and may cost you more than paying other types of sales charges.

Dividends and Distributions

Each Fund intends to qualify each year as a regulated investment company under the Internal Revenue Code of 1986, as amended (the "Code"). As a regulated investment company, a Fund generally pays no federal income tax on the income and gains it distributes. Fund shareholders are entitled to their share of a Fund's income and net realized gains on its investments. Each Fund pays out substantially all of its net earnings to its shareholders as "distributions." Each Fund typically earns income dividends from stocks and income from fixed income securities. These amounts, net of expenses, are passed along to Fund shareholders as "income dividend distributions." Each Fund realizes capital gains or losses whenever it sells securities or buys back shorted securities. Net long-term capital gains are distributed to shareholders as "capital gain distributions."

The Funds intend to pay income dividends monthly from its net investment income. Capital gains, if any, may be paid at least annually. The amount of any distribution will vary, and there is no guarantee the Fund will pay either income dividends or capital gain distributions. Dividends may be declared and paid more frequently to improve a Fund's tracking of its Target Index or to comply with the distribution requirements of the Code.

At the time you purchase your Fund shares, the price of shares may reflect undistributed income, undistributed capital gains, or net unrealized appreciation in value of portfolio securities held by the Fund. For taxable investors, a subsequent distribution to you of such amounts, although constituting a return of your investment, would be taxable. Buying shares in a Fund just before it declares an income dividend or capital gains distribution is sometimes known as "buying a dividend."

Each year, you will receive an annual statement (Form 1099) of your account activity to assist you in completing your federal, state and local tax returns. Distributions declared in December to shareholders of record in such month, but paid in January, are taxable as if they were paid in December. The Funds make every effort to search for reclassified income to reduce the number of corrected forms mailed to you. However, when necessary, you will receive a corrected Form 1099 to reflect reclassified information.

Distributions in cash may be reinvested automatically in additional shares only if the broker through which the shares were purchased makes such an option available.

The Trust will not make the DTC book-entry Dividend Reinvestment Service available for use by shareholders for reinvestment of their cash proceeds, but certain individual brokers may make a dividend reinvestment service available to their clients. If this service is available and used, distributions of both income and realized gains will be automatically reinvested in additional whole shares of the same Fund purchased in the secondary market. Fund distributions of income and realized gains are taxable to you whether paid in cash or reinvested in Fund shares.

Taxes

The following is a summary of the material U.S. federal income tax considerations applicable to an investment in shares of a Fund. The summary is based on the laws in effect on the date of this Prospectus and existing judicial and administrative interpretations thereof, all of which are subject to change, possibly with retroactive effect. In addition, this summary assumes that a shareholder holds shares as capital assets within the meaning of the Code and does not hold shares in connection with a trade or business. This summary does not address all potential U.S. federal income tax considerations possibly applicable to an investment in shares of a Fund to shareholders holding shares through a partnership (or other pass-through entity) or to shareholders subject to special tax rules. Prospective shareholders are urged to consult their own tax advisors with respect to the specific federal, state, local, and foreign tax consequences of investing in shares based on their particular circumstances.

As with any investment, you should consider how your investment in shares of the Funds will be taxed. Unless your investment in shares is made through a tax-exempt entity or tax-advantaged arrangement, such as an individual retirement plan, you need to be aware of the possible tax consequences when a Fund makes distributions and when you sell your shares of a Fund.

Taxes on Distributions

Distributions from a Fund's net investment income (other than qualified dividend income), including distributions out of the Fund's net short-term capital gains, if any, are taxable to you as ordinary income. Distributions by a Fund of net long-term capital gains in excess of net short-term capital losses are taxable to you as long-term capital gains, regardless of how long you have held a Fund's shares.

Distributions by a Fund that qualify as qualified dividend income are taxable to you at long-term capital gain rates. In order for a distribution by a Fund to be treated as qualified dividend income: (i) the Fund itself must receive qualified dividend income from U.S. corporations and certain qualified foreign corporations, (ii) the Fund must meet holding period and other requirements with respect to its dividend paying stocks, and (iii) you must meet holding period requirements and other requirements with respect to the Fund's shares. In general, your distributions are subject to federal income tax for the year when they are paid. Certain distributions paid in January, however, may be treated as paid on December 31 of the prior year.

Under 2017 legislation commonly known as the Tax Cuts and Jobs Act, "qualified REIT dividends" (i.e., ordinary REIT dividends other than capital gain dividends and portions of REIT dividends designated as qualified dividend income) are treated as eligible for a 20% deduction by noncorporate taxpayers. A Fund may choose to report the special character of "qualified REIT dividends" to its shareholders, provided both the Fund and a shareholder meet certain holding period requirements with respect to their shares.

If a Fund qualifies to pass through to you the tax benefits from foreign taxes it pays on its investments, and elects to do so, then any foreign taxes it pays on these investments may be passed through as a foreign tax credit.

An additional 3.8% Medicare tax is imposed on certain net investment income (including ordinary dividends and capital gain distributions received from a Fund and net gains from taxable dispositions of Fund shares) of U.S. individuals, estates and trusts to the extent that such person's "modified adjusted gross income" (in the case of an individual) or "adjusted gross income" (in the case of an estate or trust) exceeds a threshold amount. This Medicare tax, if applicable, is reported by you on, and paid with, your federal income tax return.

By law, if you do not provide your proper taxpayer identification number and certain required certifications, you may be subject to backup withholding on any distributions of income, capital gains or proceeds from the sale of your shares. Withholding is also imposed if the Internal Revenue Service ("IRS") requires it. When withholding is required, the amount will be 24% of any distributions or proceeds paid.

Taxes on Exchange-Listed Shares Sales

Currently, any capital gain or loss realized upon a sale of Fund shares is generally treated as long-term capital gain or loss if the shares have been held for more than one year and as short-term capital gain or loss if the shares have been held for one year or less, assuming that such Creation Units are held as a capital asset. The ability to deduct capital losses may be limited.

Taxes on Purchase and Redemption of Creation Units

An Authorized Participant who exchanges equity securities for Creation Units generally will recognize a gain or a loss. The gain or loss will be equal to the difference between the market value of the Creation Units at the time of purchase (plus any cash received by the Authorized Participant as part of the issue) and the Authorized Participant's aggregate basis in the securities surrendered (plus any cash paid by the Authorized Participant as part of the issue). An Authorized Participant who exchanges Creation Units for equity securities generally will recognize a gain or loss equal to the difference between the Authorized Participant's basis in the Creation Units (plus any cash paid by the Authorized Participant as part of the redemption) and the aggregate market value of the securities received (plus any cash received by the Authorized Participant as part of the redemption). The IRS, however, may assert that a loss realized upon an exchange of securities for Creation Units cannot be deducted currently under the rules governing "wash sales," or on the basis that there has been no significant change in economic position. Persons exchanging securities should consult their own tax advisor with respect to whether the wash sale rules apply and when a loss might be deductible.

Under current federal tax laws, any capital gain or loss realized upon redemption of Creation Units is generally treated as long-term capital gain or loss if the shares have been held for more than one year and as a short-term capital gain or loss if the shares have been held for one year or less, assuming that such Creation Units are held as a capital asset.

If you purchase or redeem Creation Units, you will be sent a confirmation statement showing how many and at what price you purchased or sold shares.

The foregoing discussion summarizes some of the possible consequences under current federal tax law of an investment in a Fund. It is not a substitute for personal tax advice. You may also be subject to state and local taxation on Fund distributions and sales of Fund shares. You are advised to consult your personal tax advisor about the potential tax consequences of an investment in Fund shares under all applicable tax laws.

Trademark Notice/Disclaimers

S-Network Global Indexes Inc. ("S-Network") Disclaimer

Shares of the Funds are not sponsored, endorsed, sold or promoted by S-Network Global Indexes Inc., or third-party licensors. Neither S-Network nor its third-party licensors make any representation or warranty, express or implied, to the owners of a Fund or any member of the public regarding the advisability of investing in securities generally or in a Fund particularly or in the ability of a Fund to track the performance of its Target Index. S-Network and its third-party licensors are not responsible for and has not participated in the determination of the timing of, prices at, or quantities of the Funds' shares to be issued or in the determination or calculation of the equation by which a Fund is to be converted into cash. S-Network has no obligation or liability in connection with the administration, marketing or trading of the Funds.

Neither S-Network nor its affiliates or third party licensors guarantee the adequacy, accuracy timeliness and/or the completeness of the Target Indexes or any data included therein or any communications, including but not limited to, oral or written communications (including electronic communications) with respect thereto. S-Network, its affiliates and their third-party licensors shall not be subject to any damages or liability for any errors, omissions, or interruptions therein. S-Network makes no express or implied warranties and expressly disclaims all warranties of merchantability or fitness for a particular purpose or use with respect to the Target Indexes or any data included therein. Without limiting any of the foregoing, in no event whatsoever shall S-Network, its affiliates or their third-party licensors have any liability for any indirect, special, incidental punitive or consequential damages, including but not limited to loss of profits, trading losses, lost time or goodwill, even if they have been advised of the possibility of such damages, whether in contract, tort, strict liability or otherwise.

Cboe BZX Disclaimer

Shares of the Funds are not sponsored, endorsed or promoted by Cboe BZX. Cboe BZX makes no representation or warranty, express or implied, to the owners of the shares of the Funds or any member of the public regarding the ability of a Fund to track the performance of its Target Index or the ability of a Target Index to track stock market performance. Cboe BZX is not responsible for, nor has it participated in, the determination of the compilation or the calculation of the Target Indexes, nor in the determination of the timing of, prices of, or quantities of shares of a Fund to be issued, nor in the determination or calculation of the equation by which the shares are redeemable. Cboe BZX has no obligation or liability to owners of the shares of a Fund in connection with the administration, marketing or trading of the shares of the Funds.

Cboe BZX does not guarantee the accuracy and/or the completeness of the Target Indexes or any data included therein. Cboe BZX makes no warranty, express or implied, as to results to be obtained by the Trust on behalf of the Funds as licensee, licensee's customers and counterparties, owners of the shares of the Funds, or any other person or entity from the use of the subject index or any data included therein in connection with the rights licensed as described herein or for any other use. Cboe BZX makes no express or implied warranties and hereby expressly disclaims all warranties of merchantability or fitness for a particular purpose with respect to the Target Indexes or any data included therein. Without limiting any of the foregoing, in no event shall Cboe BZX have any liability for any direct, indirect, special, punitive, consequential or any other damages (including lost profits) even if notified of the possibility of such damages.

Adviser Disclaimer

The Adviser does not guarantee the accuracy or the completeness of the Target Indexes or any data included therein and the Adviser shall have no liability for any errors, omissions or interruptions therein.

The Adviser makes no warranty, express or implied, to the owners of shares of a Fund or to any other person or entity, as to results to be obtained by the Fund from the use of the Target Index or any data included therein. The Adviser makes no express or implied warranties and expressly disclaims all warranties of merchantability or fitness for a particular purpose or use with respect to a Target Index or any data included therein. Without limiting any of the foregoing, in no event shall the Adviser have any liability for any special, punitive, direct, indirect or consequential damages (including lost profits), even if notified of the possibility of such damages.

Service Providers

Distributor

Foreside Fund Services, LLC is the principal underwriter and distributor of the Funds' shares. The Distributor will not distribute shares in less than a Creation Unit, and it does not maintain a secondary market in the shares. The Distributor is a broker-dealer registered under the Securities Exchange Act of 1934, as amended, and a member of the Financial Industry Regulatory Authority, Inc. The Distributor is not affiliated with the Adviser, the Index Provider or their affiliates.

Administrator, Fund Accounting Agent, Transfer Agent and Custodian

J.P. Morgan Chase Bank, N.A. serves as the Administrator, Fund Accounting Agent, and Transfer Agent of the Funds and also serves as Custodian of the Funds' investments.

Compliance Support

Foreside Fund Officer Services, LLC ("FFOS"), an affiliate of the Distributor, provides a Chief Compliance Officer and a Chief Financial Officer, as well as certain additional compliance support functions to the Funds. FFOS is not affiliated with the Adviser, Sub-Adviser, Administrator, Transfer Agent, Custodian or their affiliates.

Index Provider

The Adviser developed the methodology for each Target Index and serves as the Index Provider. The Adviser has licensed the use of the Target Indexes and related intellectual property to the Funds at no charge.

Calculation Agent

S-Network, an independent third party, is responsible for the ongoing maintenance, compilation, calculation and administration of the Target Indexes for the Funds. The Calculation Agent is not affiliated with the Funds, Adviser or Vident.

Householding Policy

To reduce expenses, we mail only one copy of the Prospectus or Summary Prospectus, each annual and semi-annual report, and any proxy statements to each address shared by two or more accounts with the same last name or that the Trust reasonably believes are members of the same family. If you wish to receive copies of these documents, please write to the Trust at: OSI ETF Trust, c/o Foreside Fund Services, LLC, 3 Canal Plaza, Suite 100, Portland, Maine 04101, call the Trust at: 855-637-5383 between the hours of 8:30 a.m. and 6:00 p.m. Eastern Time on days the Fund is open for business; or contact your financial institution. We will begin sending you individual copies thirty days after receiving your request.

Financial Highlights

The financial highlights table is intended to help you understand the O'Shares U.S. Quality Dividend ETF's, O'Shares U.S. Small-Cap Quality Dividend ETF's, O'Shares Global Internet Giants ETF's and O'Shares Europe Quality Dividend ETF's financial performance from commencement of operations through June 30, 2021.

Each of the O'Shares U.S. Quality Dividend ETF and O'Shares Europe Quality Dividend ETF has adopted the financial performance and operating history of the corresponding Predecessor Fund. Information for periods prior to June 28, 2018 reflect that of the corresponding Predecessor Fund.

Certain information reflects financial results for a single Fund share. The total returns in the table represent the rate that an investor would have earned (lost) on an investment in the Fund (assuming reinvestment of all dividends and distributions). This information has been audited by BBD, LLP, an independent registered public accounting firm, whose report, along with the Funds' financial statements for the period ended June 30, 2021, is included in the annual report of the Funds and is available upon request.

The O'Shares U.S. Large Cap Quality Growth ETF and O'Shares U.S. Small Cap Quality Growth ETF have not commenced operations as of the date of this Prospectus and do not have financial highlights to present at this time.

Financial Highlights for a share outstanding throughout the periods indicated.

PER SHARE OPERATING PERFORMANCE

	Investment Operations				Distributions				Net asset value, end of period
	Net asset value, beginning of period	Net investment income (loss)(1)	Net realized and unrealized gain (loss)	Total investment operations	Net investment income	Net realized gains	Tax return of capital	Total distributions	
O'Shares U.S. Quality Dividend ETF									
Year ended June 30, 2021	\$33.16	\$0.69	\$8.81	\$9.50	\$(0.66)	\$—	\$—	\$(0.66)	\$42.00
Year ended June 30, 2020	34.13	0.93	(0.96)	(0.03)	(0.94)	—	—	(0.94)	33.16
Year ended June 30, 2019	30.69	0.89	3.44	4.33	(0.89)	—	—	(0.89)	34.13
Year ended June 30, 2018	29.25	0.78	1.46	2.24	(0.80)	—	—	(0.80)	30.69
Year ended June 30, 2017	27.71	0.69	1.49	2.18	(0.64)	—	—	(0.64)	29.25
O'Shares U.S. Small-Cap Quality Dividend ETF									
Year ended June 30, 2021	24.99	0.64	9.98	10.62	(0.53)	—	—	(0.53)	35.08
Year ended June 30, 2020	27.45	0.64	(2.48)	(1.84)	(0.57)	—	(0.05)	(0.62)	24.99
Year ended June 30, 2019	27.07	0.58	0.38 ⁽⁸⁾	0.96	(0.58)	—	—	(0.58)	27.45
Year ended June 30, 2018	25.41	0.66	1.70	2.36	(0.66)	— ⁽⁹⁾	(0.04)	(0.70)	27.07
For the period 12/30/16** – 06/30/17	25.00	0.38	0.25	0.63	(0.22)	—	—	(0.22)	25.41
O'Shares Global Internet Giants ETF									
Year ended June 30, 2021	37.85	(0.21)	19.40	19.19	—	—	—	—	57.04
Year ended June 30, 2020	25.04	(0.10)	12.91	12.81	—	—	—	—	37.85
Year ended June 30, 2019	24.06	(0.06)	1.04	0.98	—	—	—	—	25.04
For the period 06/05/18** – 06/30/18	25.00	(0.01)	(0.93)	(0.94)	—	—	—	—	24.06
Quality Europe Quality Dividend ETF									
Year ended June 30, 2021	22.28	0.55	5.97	6.52	(0.80)	—	—	(0.80)	28.00
Year ended June 30, 2020	24.28	0.64	(1.95)	(1.31)	(0.69)	—	—	(0.69)	22.28
Year ended June 30, 2019	23.94	0.76	0.44	1.20	(0.86)	—	—	(0.86)	24.28
Year ended June 30, 2018	24.69	0.69	(0.55)	0.14	(0.89)	—	—	(0.89)	23.94
Year ended June 30, 2017	23.17	0.75	1.34	2.09	(0.57)	—	—	(0.57)	24.69

RATIOS/SUPPLEMENTAL DATA

Ratios to Average Net Assets of ⁽²⁾				Total Return ⁽³⁾⁽⁴⁾						
Expenses	Expenses net of reimbursements	Net investment income (loss) before reimbursements	Net investment income (loss) net of reimbursements	Net investment income (loss) net of reimbursements excluding special dividends ⁽¹⁰⁾	Net investment income (loss) per share excluding special dividends ⁽¹¹⁾	Net asset value ⁽⁵⁾	Market value ⁽⁶⁾	Portfolio Turnover Rate ⁽³⁾⁽⁷⁾	Ending net assets (thousands)	
0.48%	0.48%	1.81%	1.81%	1.77%	\$0.67	28.84%	28.96%	26%	\$688,720	
0.48	0.48	2.71	2.71	2.71	0.93	(0.12)	(0.15)	64 ⁽¹²⁾	479,121	
0.48	0.48	2.76	2.76	2.71	0.88	14.31	14.16	15	496,574	
0.48	0.48	2.53	2.54	2.54	0.78	7.67	7.70	18	411,269	
0.48	0.48	2.46	2.47	2.45	0.68	8.00	8.15	17	413,932	
0.48	0.48	2.08	2.08	1.84	\$0.57	42.79	42.77	60	149,215	
0.48	0.48	2.38	2.38	2.30	0.62	(6.82)	(6.78)	101 ⁽¹²⁾	93,812	
0.48	0.48	2.16	2.16	2.03	0.54	3.65	3.53	52	97,570	
0.48	0.48	2.51	2.51	2.51	0.66	9.39	9.35	64	136,802	
0.48	0.48	2.99	2.99	2.86	0.36	2.52	2.68	7	38,223	
0.48	0.48	(0.40)	(0.40)	(0.40)	\$(0.21)	50.70	50.61	48	718,766	
0.48	0.48	(0.34)	(0.34)	(0.34)	(0.10)	51.16	51.46	38	272,512	
0.48	0.48	(0.28)	(0.28)	(0.31)	(0.07)	4.07	3.69	55	48,834	
0.48	0.48	(0.48)	(0.48)	(0.48)	(0.01)	(3.76)	(3.52)	8	51,735	
0.48	0.48	2.18	2.18	2.15	\$0.54	29.72	29.67	42	26,597	
0.48	0.48	2.72	2.72	2.70	0.63	(5.44)	(4.70)	72 ⁽¹²⁾	17,821	
0.48	0.48	3.23	3.23	3.15	0.74	5.16	5.25	35	25,498	
0.60	0.58	2.75	2.77	2.76	0.69	0.53	(0.41)	30	40,698	
0.61	0.58	3.21	3.24	3.05	0.70	9.18	8.91	30	62,947	

**** Commencement of investment operations.**

- 1) *Net investment income (loss) per share is based on average shares outstanding.*
- 2) *Annualized for periods less than one year.*
- 3) *Not annualized for periods less than one year.*
- 4) *Had certain expenses not been waived during the periods, if applicable, total returns would have been lower.*
- 5) *Net asset value total return is calculated assuming an initial investment made at the net asset value at the beginning of the period, reinvestment of all dividends and distributions at net asset value during the period and redemption on the last day of the period at net asset value.*
- 6) *Market value total return is calculated assuming an initial investment made at market value at the beginning of the period, reinvestment of all dividends and distributions at net asset value during the period and redemption on the last day of the period at market value. The market value is determined by the midpoint of the bid/ask spread at 4:00 p.m. from the Cboe BZX Exchange, Inc. Market value returns may vary from net asset value returns.*
- 7) *In-kind transactions are not included in portfolio turnover calculations.*
- 8) *The amount shown for a share outstanding throughout the period is not in accordance with the aggregate net realized and unrealized gain (loss) for that period because of the timing of sales and repurchases of the Fund shares in relation to fluctuating market value of the investments in the Fund.*
- 9) *Per share amount is less than \$0.01.*
- 10) *This ratio reflects the exclusion of large, non-recurring dividends (special dividends) recognized by the Funds during each period. If a special dividend was received during a period, this ratio will be lower than the net investment income (loss) of average net assets ratio presented for the same period herein.*
- 11) *This ratio reflects the exclusion of large, non-recurring dividends (special dividends) recognized by the Funds during the period. If a special dividend was received during a period, this ratio will be lower than the net investment income (loss) per share ratio presented for the same period herein.*
- 12) *Increase in the Portfolio turnover was a result of the Index change that was effective on June 1, 2020.*

OSI ETF Trust

Information on each Fund's NAV, market price, premiums and discounts, and bid/ask spreads can be found online at www.oshares.com.

You can find more information about the Funds in the following documents:

Statement of Additional Information: The SAI of the Funds provides more detailed information about the investments and techniques of the Funds and certain other additional information. A current SAI is on file with the SEC and is herein incorporated by reference into this Prospectus. It is legally a part of the Prospectus.

Annual and Semi-Annual Reports: Additional information about the Funds' investments is available in the Funds' annual and semi-annual reports to shareholders. In the Funds' annual report (when available), you will find a discussion of market conditions and investment strategies that significantly affected the Funds' performance during its last fiscal year.

You can obtain free copies of these documents, request other information, or make generally inquiries about the Funds by contacting the Funds at:

OSI ETF Trust
c/o Foreside Fund Services, LLC
Three Canal Plaza
Portland, Maine 04101
855-637-5383

Shareholder Reports and other information about the Funds are also available:

- Free of charge at www.oshares.com;
- Free of charge from the SEC's EDGAR database at <http://www.sec.gov>;
- For a fee, by email request to publicinfo@sec.gov.

(Investment Company Act File Number 811-23167)