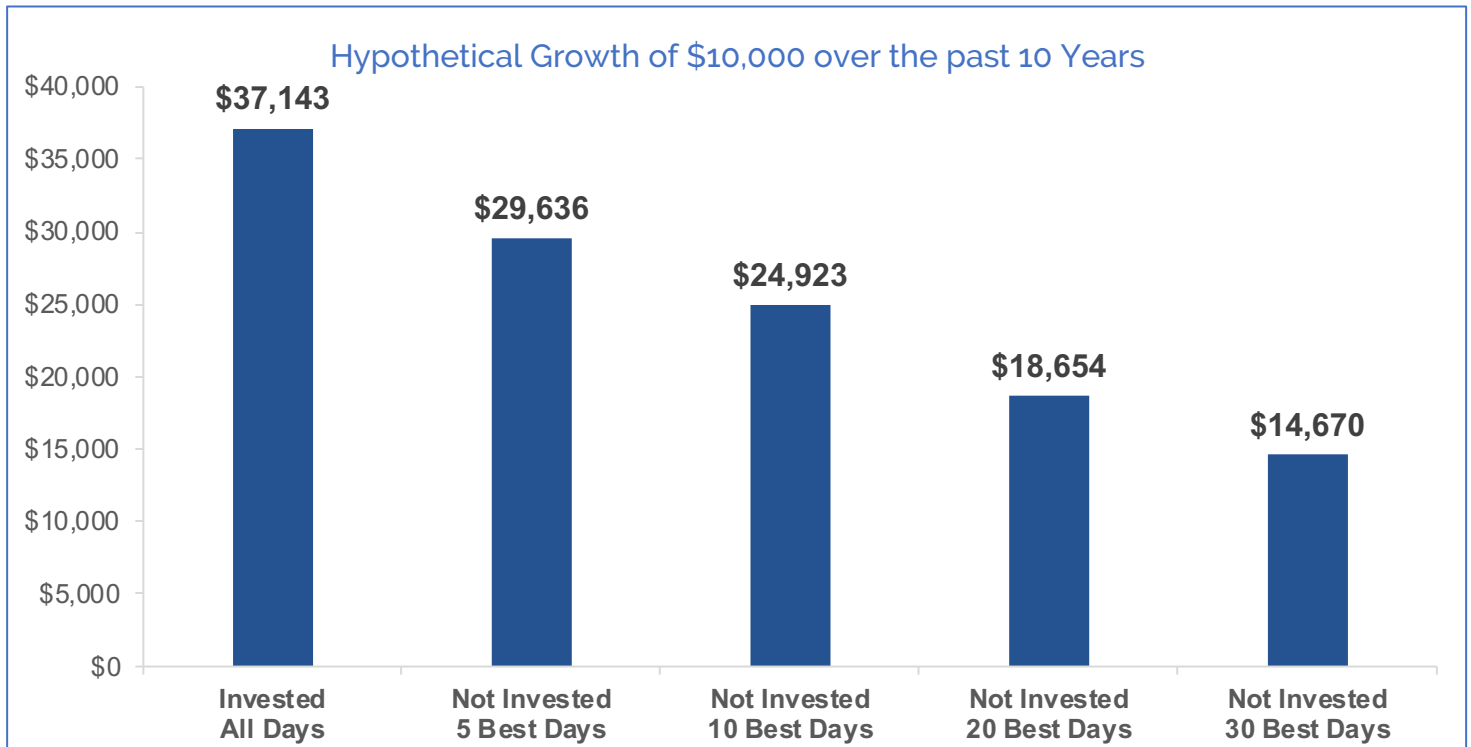


Down Days? Stay Invested, Here's Why

- 15 of the 20 best days occurred within 1 month of the 20 worst days over the last 10 years.
- Don't miss out. If an investor missed the 5 best days over the past 10 years, they may have lost ~28% of their total return.



	Invested All Days	Not Invested 5 Best Days	Not Invested 10 Best Days	Not Invested 20 Best Days	Not Invested 30 Best Days
Growth of \$10,000	\$37,143	\$29,636	\$24,923	\$18,654	\$14,670
Total Return	271%	196%	149%	87%	47%
Annualized Return	14%	11%	10%	6%	4%
% of Total Return Lost	0%	-28%	-45%	-68%	-83%


Source: Bloomberg. Data as of 7/31/2019. Past performance does not guarantee future results. The index shown is for informational purposes only and is not meant to represent the O'Shares ETFs. Investors cannot directly invest in an index; unmanaged index returns do not reflect any fees, expenses or sales charges. The above data demonstrates hypothetical performance, has the benefit of hindsight and is not the result of actual investing. Actual results may vary.

[Schedule a call with a Capital Markets Professional](#)

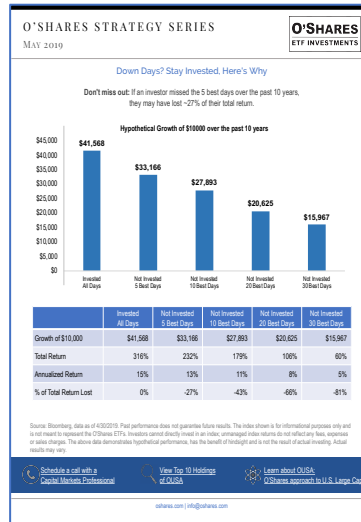
[View Top 10 Holdings of OUSA](#)

[Learn about OUSA: O'Shares approach to U.S. Large Caps](#)

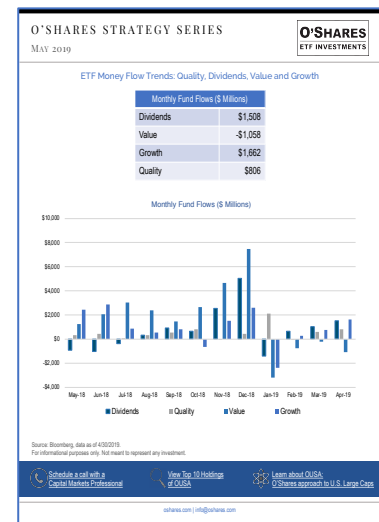
Related Content: U.S. Large Caps



[Video: OUSA O'Shares FTSE U.S. Quality Dividend ETF, Connor O'Brien, CEO](#)



[Down Days? Stay Invested, Here's Why](#)



[ETF Money Flow Trends](#)

Before you invest in O'Shares ETF Investments Funds, please refer to the prospectus for important information about the investment objectives, risks, charges and expenses. To obtain a prospectus containing this and other important information, please visit www.oshares.com to view or download a prospectus online. Read the prospectus carefully before you invest. There are risks involved with investing including the possible loss of principal.

Concentration in a particular industry or sector will subject the Funds to loss due to adverse occurrences that may affect that industry or sector. The Funds may use derivatives which may involve risks different from, or greater than, those associated with more traditional investments. The Funds' emphasis on dividend-paying stocks involves the risk that such stocks may fall out of favor with investors and underperform the market. Also, a company may reduce or eliminate its dividend after the Funds' purchase of such a company's securities. Returns on investments in foreign securities could be more volatile than, or trail the returns on, investments in U.S. securities. Exposures to foreign securities entail special risks, including political, diplomatic, economic, foreign market and trading risks. In addition, the Funds' investments in securities denominated in other currencies could decline due to changes in local currency relative to the value of the U.S. dollar, which may affect the Funds' returns. See the prospectus for specific risks regarding the Funds.

Past performance does not guarantee future results. Shares are bought and sold at market price (not NAV), are not individually redeemable, and owners of Shares may acquire those Shares from the Funds and tender those shares for redemption to the Funds in Creation Unit aggregations only, consisting of 50,000 Shares. Brokerage commissions will reduce returns. The market price of Shares can be at, below, or above NAV. Brokerage commissions will reduce returns. Market Price returns are based upon the midpoint of the bid/ask spread at 4:00 PM Eastern time (when NAV is normally determined), and do not represent the returns you would receive if you traded Shares at other times.

O'Shares ETF Investments Funds are distributed by Foreside Fund Services, LLC. Foreside Fund Services, LLC is not affiliated with O'Shares ETF Investments or any of its affiliates.