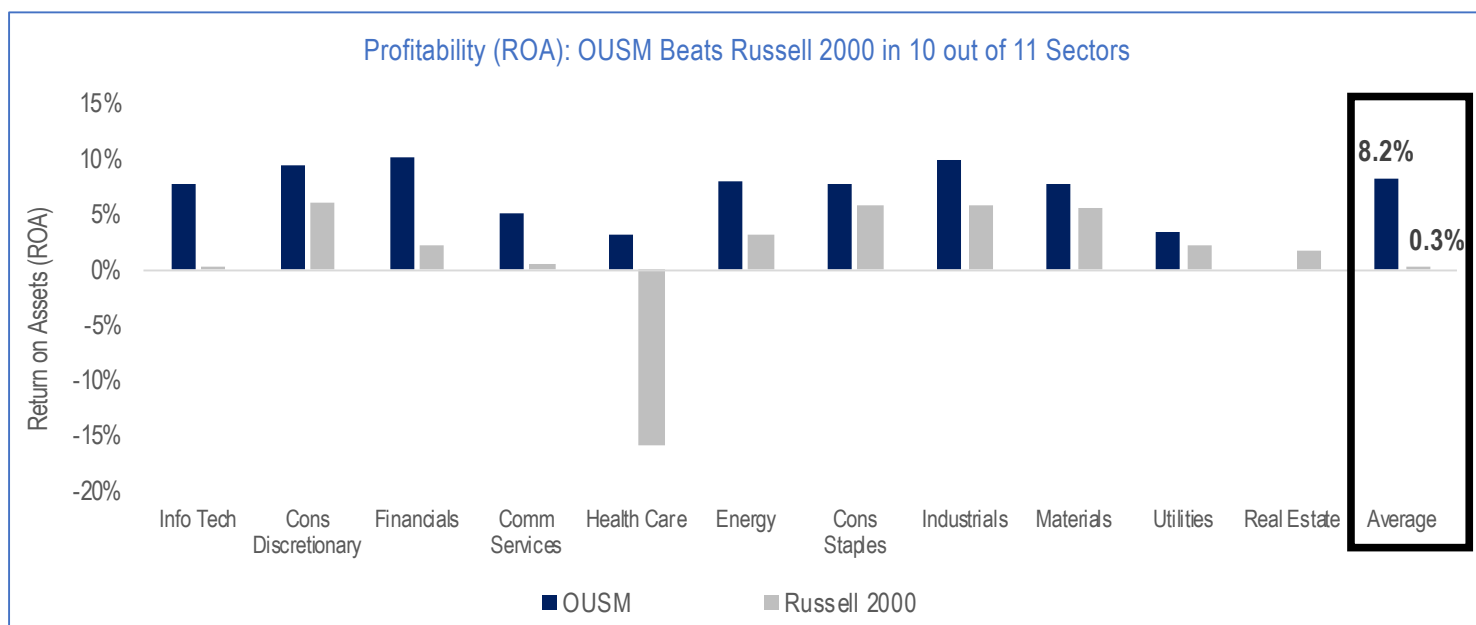


## OUSM: Quality Small-Caps, Stronger Profitability

- Quality Small-caps, Stronger Profitability: OUSM small-caps 8.2% ROA, Russell 2000 0.3% ROA<sup>1</sup>.
- OUSM has outperformed Russell 2000 year to date and over 1 year with less risk.



Name	Performance		
	YTD	1 Year	1 Year Volatility
OUSM	17.3%	3.7%	15.0%
RUSSELL 2000 INDEX	17.0%	-3.3%	18.6%

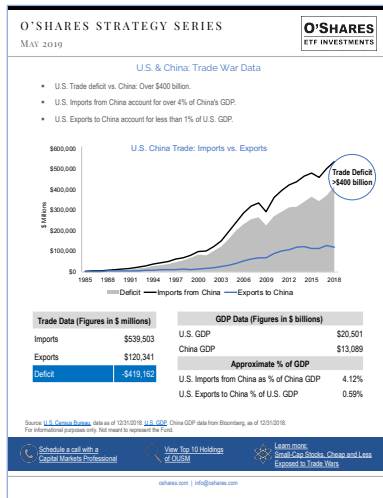
Source: Bloomberg, data as of 6/30/2019. 1. As of 06/30/2019. **ROA** (Return on assets): Indicator of how profitable a company is relative to its total assets, in percentage. Calculated as (Trailing 12M Net Income/ Average Total Assets) x 100. Return on average assets based on net income, excluding one-time charges. Small-cap stocks represented by Russell 2000. **Volatility**: A statistical measure of risk. Commonly, the higher the volatility, the riskier the security. Past performance does not guarantee future results. Investors cannot directly invest in an index. Unmanaged index returns do not reflect any fees, expenses or sales charges. For current Fund standard performance, [click here](#).

[Schedule a call with a Capital Markets Professional](#)

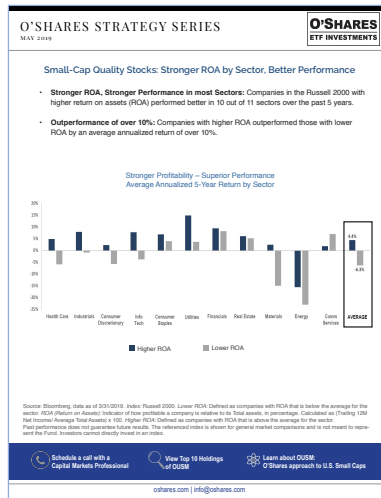
[View Top 10 Holdings of OUSM](#)

[Learn more: Small-Cap Stocks, Cheap and Less Exposed to Trade Wars](#)

### Related Content: U.S. Small Caps



[U.S. & China: Trade Wars](#)



[Small-Cap Quality Stocks: Stronger ROA](#)



[Small-Caps have Beat Large-Caps 65% of the Time](#)

**Before you invest in O'Shares ETF Investments Funds, please refer to the prospectus for important information about the investment objectives, risks, charges and expenses. To obtain a prospectus containing this and other important information, please visit [www.oshares.com](http://www.oshares.com) to view or download a prospectus online. Read the prospectus carefully before you invest. There are risks involved with investing including the possible loss of principal.**

Concentration in a particular industry or sector will subject the Funds to loss due to adverse occurrences that may affect that industry or sector. The Funds may use derivatives which may involve risks different from, or greater than, those associated with more traditional investments. The Funds' emphasis on dividend-paying stocks involves the risk that such stocks may fall out of favor with investors and underperform the market. Also, a company may reduce or eliminate its dividend after the Funds' purchase of such a company's securities. Returns on investments in foreign securities could be more volatile than, or trail the returns on, investments in U.S. securities. Exposures to foreign securities entail special risks, including political, diplomatic, economic, foreign market and trading risks. In addition, the Funds' investments in securities denominated in other currencies could decline due to changes in local currency relative to the value of the U.S. dollar, which may affect the Funds' returns. See the prospectus for specific risks regarding the Funds.

The securities of small capitalization companies are often more volatile and less liquid than the stocks of larger companies and may be more affected than other types of securities during market downturns. Compared to larger companies, small capitalization companies may have a shorter history of operations, and may have limited product lines, markets or financial resources.

Past performance does not guarantee future results. Shares are bought and sold at market price (not NAV), are not individually redeemable, and owners of Shares may acquire those Shares from the Funds and tender those shares for redemption to the Funds in Creation Unit aggregations only, consisting of 50,000 Shares. Brokerage commissions will reduce returns. The market price of Shares can be at, below, or above NAV. Brokerage commissions will reduce returns. Market Price returns are based upon the midpoint of the bid/ask spread at 4:00 PM Eastern time (when NAV is normally determined), and do not represent the returns you would receive if you traded Shares at other times.

O'Shares ETF Investments Funds are distributed by Foreside FUND Services, LLC. Foreside Fund Services, LLC is not affiliated with O'Shares ETF Investments or any of its affiliates.