

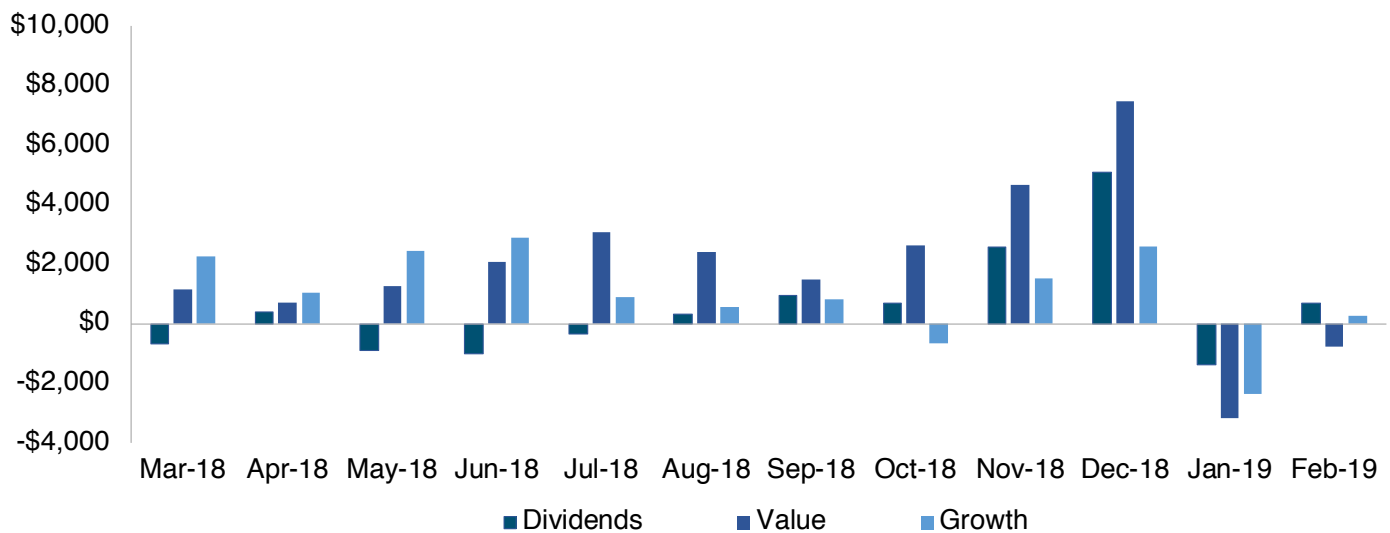
ETF Money Flow Trends: Dividends, Value and Growth

- Dividends saw inflows of nearly **\$700 million** in February.
- Value saw outflows for the second month in a row at nearly **-\$800 million**.
- Growth turned positive, nearly **\$300 million**, after over \$2 billion in outflows in January.

February ETF Flows (\$ Millions)

Dividends: \$683	Value: -\$773	Growth: \$273
------------------	---------------	---------------

Monthly Fund Flows (\$ Millions)



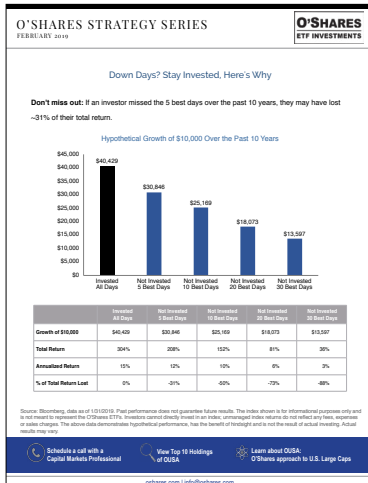
Source: Bloomberg, data as of 2/28/2019. For informational purposes only. Not meant to represent any investment.

Schedule a call with a
Capital Markets Professional

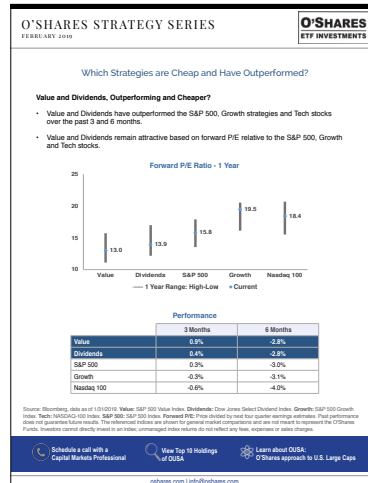
View Top 10 Holdings
of OUSA

Learn about OUSA:
O'Shares approach to U.S. Large Caps

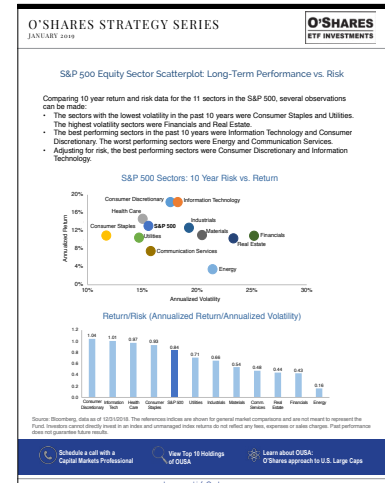
Related Content: U.S. Large Caps



[Down Days? Stay Invested, Here's Why](#)



[Which Strategies are Cheap and Have Outperformed?](#)



[S&P 500 Equity Sector Scatterplot: Long-Term Performance vs. Risk](#)

Before you invest in O'Shares ETF Investments Funds, please refer to the prospectus for important information about the investment objectives, risks, charges and expenses. To obtain a prospectus containing this and other important information, please visit www.oshares.com to view or download a prospectus online. Read the prospectus carefully before you invest. There are risks involved with investing including the possible loss of principal.

Concentration in a particular industry or sector will subject the Funds to loss due to adverse occurrences that may affect that industry or sector. The Funds may use derivatives which may involve risks different from, or greater than, those associated with more traditional investments. The Funds' emphasis on dividend-paying stocks involves the risk that such stocks may fall out of favor with investors and underperform the market. Also, a company may reduce or eliminate its dividend after the Funds' purchase of such a company's securities. Returns on investments in foreign securities could be more volatile than, or trail the returns on, investments in U.S. securities. Exposures to foreign securities entail special risks, including political, diplomatic, economic, foreign market and trading risks. In addition, the Funds' investments in securities denominated in other currencies could decline due to changes in local currency relative to the value of the U.S. dollar, which may affect the Funds' returns. See the prospectus for specific risks regarding the Funds.

Past performance does not guarantee future results. Shares are bought and sold at market price (not NAV), are not individually redeemable, and owners of Shares may acquire those Shares from the Funds and tender those shares for redemption to the Funds in Creation Unit aggregations only, consisting of 50,000 Shares. Brokerage commissions will reduce returns. The market price of Shares can be at, below, or above NAV. Brokerage commissions will reduce returns. Market Price returns are based upon the midpoint of the bid/ask spread at 4:00 PM Eastern time (when NAV is normally determined), and do not represent the returns you would receive if you traded Shares at other times.

O'Shares ETF Investments Funds are distributed by Foreside Fund Services, LLC. Foreside Fund Services, LLC is not affiliated with O'Shares ETF Investments or any of its affiliates.