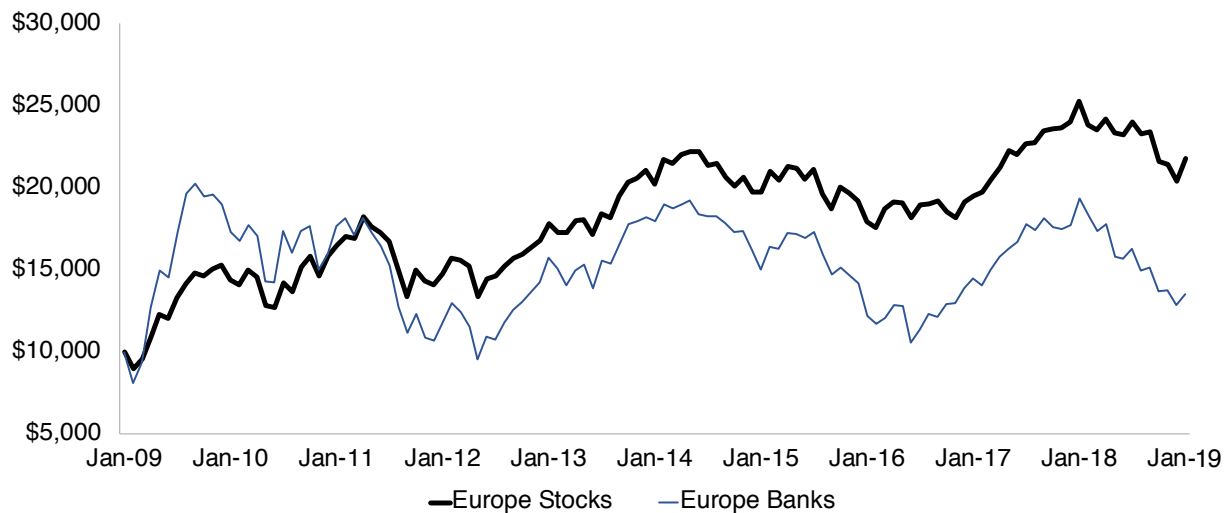


European Banks: Risky Investments?

- **Performance:** Banks have underperformed other Europe stocks over the past 10 years.
- **Riskier:** Banks have been over 60% riskier than other developed Europe stocks.
- **Headline risk?** Invest in Europe but avoid troubled banks?

Performance Comparison: Hypothetical Growth of \$10,000



Performance	Europe Stocks	Europe Banks
1 Year	-13.9%	-30.1%
3 Years (Annualized)	6.7%	3.6%
5 Years (Annualized)	1.5%	-5.5%
10 Years (Annualized)	8.1%	3.1%
10 Years (Total Return)	117.6%	35.4%

Risk	Europe Stocks	Europe Banks
1 Year	13.5%	18.4%
3 Years	11.9%	20.7%
5 Years	12.8%	19.7%
10 Years	17.7%	29.1%
Risk Adjusted Return (10 Years)	0.46	0.11

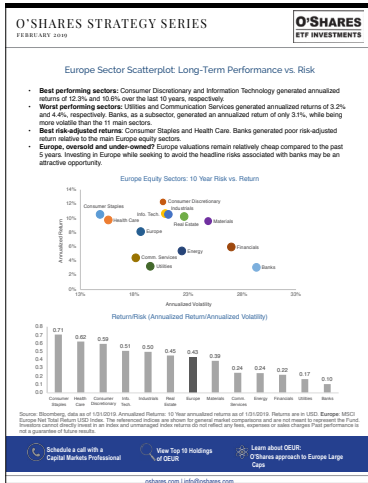
Source: Bloomberg, data as of 1/31/2019. Returns are in USD. **Europe Stocks:** MSCI Europe Net Total Return USD Index. **Europe Banks:** MSCI Europe Banks Net Total Return USD Index. **Risk:** Measured using volatility which is a statistical measure calculated as the standard deviation of monthly returns annualized over the respective period. Commonly, the higher the volatility, the riskier the security. **Risk Adjusted Return:** How much return your investment has made relative to the amount of risk the investment has taken over a given period of time. It is calculated by measuring the 10Y annualized return divided by the 10Y volatility. Past performance does not guarantee future results. The referenced indices are shown for general market comparisons and are not meant to represent the Fund. Investors cannot directly invest in an index.

Schedule a call with a
Capital Markets Professional

View Top 10 Holdings
of OEUR

Learn about OEUR:
O'Shares approach to Europe Large Caps

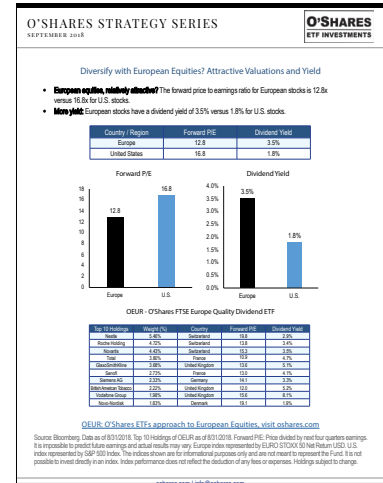
Related Content: Europe Large Caps



[Europe Sector Scatterplot: Long-Term Performance vs. Risk](#)



[Europe and UK: Both Near Cheapest in 5 Years](#)



[Diversify with European Equities? Attractive Valuations and Yield](#)

Before you invest in O'Shares ETF Investments Funds, please refer to the prospectus for important information about the investment objectives, risks, charges and expenses. To obtain a prospectus containing this and other important information, please visit www.oshares.com to view or download a prospectus online. Read the prospectus carefully before you invest. There are risks involved with investing including the possible loss of principal.

Concentration in a particular industry or sector will subject the Funds to loss due to adverse occurrences that may affect that industry or sector. The Funds may use derivatives which may involve risks different from, or greater than, those associated with more traditional investments. The Funds' emphasis on dividend-paying stocks involves the risk that such stocks may fall out of favor with investors and underperform the market. Also, a company may reduce or eliminate its dividend after the Funds' purchase of such a company's securities. Returns on investments in foreign securities could be more volatile than, or trail the returns on, investments in U.S. securities. Exposures to foreign securities entail special risks, including political, diplomatic, economic, foreign market and trading risks. In addition, the Funds' investments in securities denominated in other currencies could decline due to changes in local currency relative to the value of the U.S. dollar, which may affect the Funds' returns. See the prospectus for specific risks regarding the Funds.

Past performance does not guarantee future results. Shares are bought and sold at market price (not NAV), are not individually redeemable, and owners of Shares may acquire those Shares from the Funds and tender those shares for redemption to the Funds in Creation Unit aggregations only, consisting of 50,000 Shares. Brokerage commissions will reduce returns. The market price of Shares can be at, below, or above NAV. Brokerage commissions will reduce returns. Market Price returns are based upon the midpoint of the bid/ask spread at 4:00 PM Eastern time (when NAV is normally determined), and do not represent the returns you would receive if you traded Shares at other times.

O'Shares ETF Investments Funds are distributed by Foreside Fund Services, LLC. Foreside Fund Services, LLC is not affiliated with O'Shares ETF Investments or any of its affiliates.