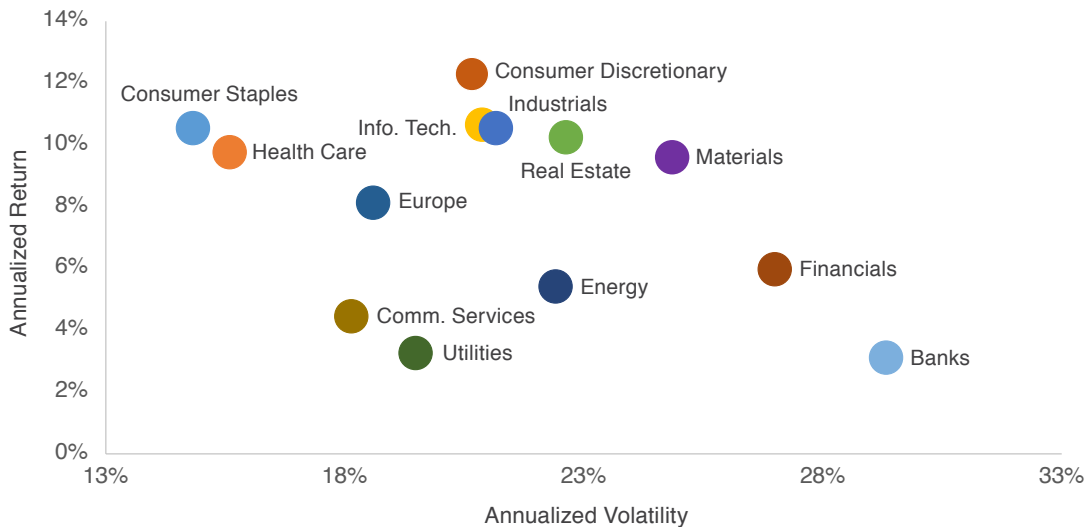


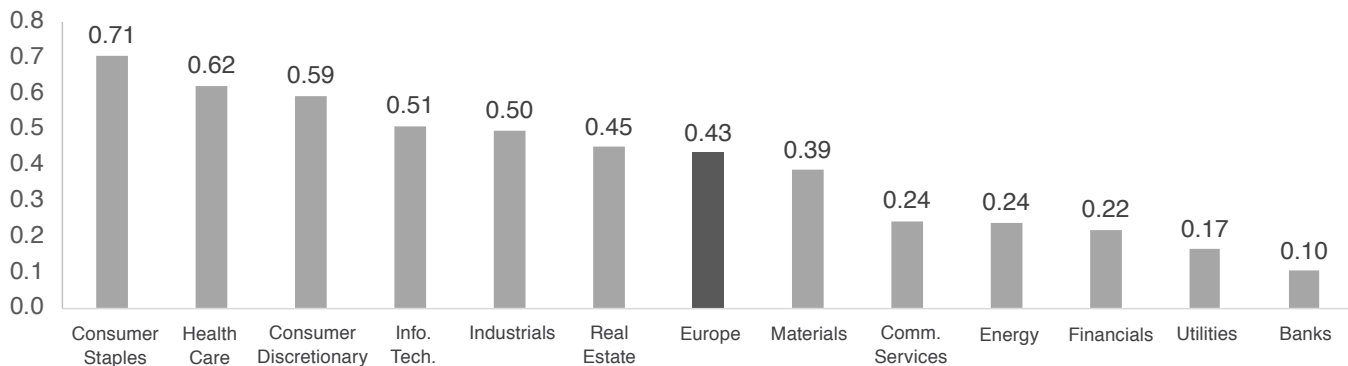
Europe Sector Scatterplot: Long-Term Performance vs. Risk

- **Best performing sectors:** Consumer Discretionary and Information Technology generated annualized returns of 12.3% and 10.6% over the last 10 years, respectively.
- **Worst performing sectors:** Utilities and Communication Services generated annualized returns of 3.2% and 4.4%, respectively. Banks, as a subsector, generated an annualized return of only 3.1%, while being more volatile than the 11 main sectors.
- **Best risk-adjusted returns:** Consumer Staples and Health Care. Banks generated poor risk-adjusted return relative to the main Europe equity sectors.
- **Europe, oversold and under-owned?** Europe valuations remain relatively cheap compared to the past 5 years. Investing in Europe while seeking to avoid the headline risks associated with banks may be an attractive opportunity.

Europe Equity Sectors: 10 Year Risk vs. Return



Return/Risk (Annualized Return/Annualized Volatility)



Source: Bloomberg, data as of 1/31/2019. Annualized Returns: 10 Year annualized returns as of 1/31/2019. Returns are in USD. **Europe:** MSCI Europe Net Total Return USD Index. The referenced indices are shown for general market comparisons and are not meant to represent the Fund. Investors cannot directly invest in an index and unmanaged index returns do not reflect any fees, expenses or sales charges Past performance is not a guarantee of future results.



Schedule a call with a
Capital Markets Professional

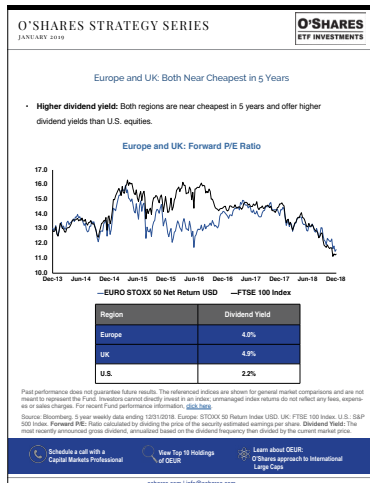


View Top 10 Holdings
of OEUR

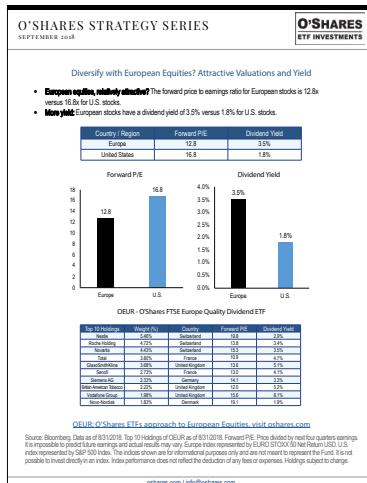


Learn about OEUR:
O'Shares approach to Europe Large
Caps

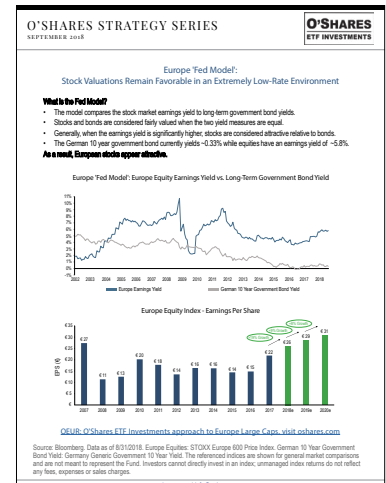
Related Content: Europe Large Caps



[Europe and UK: Both Near Cheapest in 5 Years](#)



[Diversify with European Equities? Attractive Valuations and Yield](#)



[Europe 'Fed Model': Stock Valuations Remain Favorable in an Extremely Low-Rate Environment](#)

Before you invest in O'Shares ETF Investments Funds, please refer to the prospectus for important information about the investment objectives, risks, charges and expenses. To obtain a prospectus containing this and other important information, please visit www.oshares.com to view or download a prospectus online. Read the prospectus carefully before you invest. There are risks involved with investing including the possible loss of principal.

Concentration in a particular industry or sector will subject the Funds to loss due to adverse occurrences that may affect that industry or sector. The Funds may use derivatives which may involve risks different from, or greater than, those associated with more traditional investments. The Funds' emphasis on dividend-paying stocks involves the risk that such stocks may fall out of favor with investors and underperform the market. Also, a company may reduce or eliminate its dividend after the Funds' purchase of such a company's securities. Returns on investments in foreign securities could be more volatile than, or trail the returns on, investments in U.S. securities. Exposures to foreign securities entail special risks, including political, diplomatic, economic, foreign market and trading risks. In addition, the Funds' investments in securities denominated in other currencies could decline due to changes in local currency relative to the value of the U.S. dollar, which may affect the Funds' returns. See the prospectus for specific risks regarding the Funds.

Past performance does not guarantee future results. Shares are bought and sold at market price (not NAV), are not individually redeemable, and owners of Shares may acquire those Shares from the Funds and tender those shares for redemption to the Funds in Creation Unit aggregations only, consisting of 50,000 Shares. Brokerage commissions will reduce returns. The market price of Shares can be at, below, or above NAV. Brokerage commissions will reduce returns. Market Price returns are based upon the midpoint of the bid/ask spread at 4:00 PM Eastern time (when NAV is normally determined), and do not represent the returns you would receive if you traded Shares at other times.

O'Shares ETF Investments Funds are distributed by Foreside Fund Services, LLC. Foreside Fund Services, LLC is not affiliated with O'Shares ETF Investments or any of its affiliates.