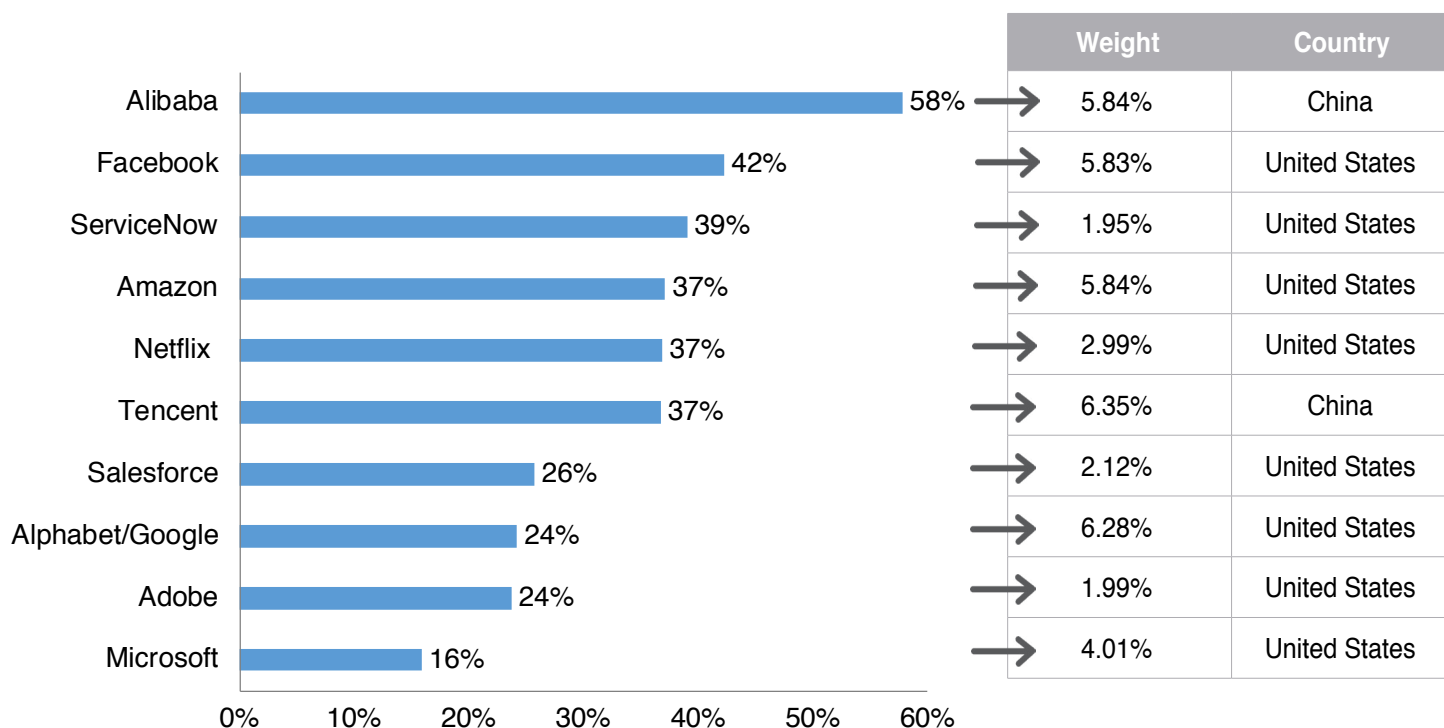


## Internet & E-commerce Revenue Growth: Where to Find It?

- U.S. Internet companies grew revenue by over 30% over the last 12 months.
- International Internet companies in China and rest of world grew faster at over 40% and 35%, respectively.
- O'Shares Global Internet Giants ETF provides investors access to a global portfolio of some of the fastest growing Internet & e-commerce companies.

Country / Region	Weight in OGIG	Weighted Avg. Revenue Growth
United States	62%	33%
China	24%	41%
Rest of World	14%	38%

## OGIG Top 10 Holdings - By Revenue Growth



Source: Bloomberg, data as of 12/31/2018. Top 10 Holdings as of 12/31/2018. Revenue Growth trailing 12 months. Holdings subject to change. Past performance is not indicative of future results.



Schedule a call with a  
Capital Markets Professional

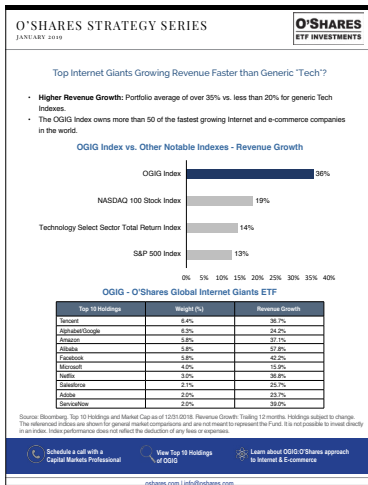


View Top 10 Holdings  
of OGIG




Learn about OGIG:O'Shares approach  
to Internet & E-commerce

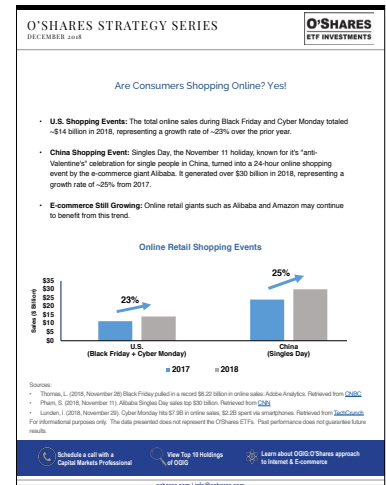
## Related Content: Internet & E-commerce



[Top Internet Giants Growing Revenue Faster than Generic "Tech"?](#)



[BAT vs. FANG: Which are Cheaper? Performing Better? Growing Faster?](#)



[Are Consumers Shopping Online? Yes!](#)

**Before you invest in O'Shares ETF Investments Funds, please refer to the prospectus for important information about the investment objectives, risks, charges and expenses. To obtain a prospectus containing this and other important information, please visit [www.oshares.com](http://www.oshares.com) to view or download a prospectus online. Read the prospectus carefully before you invest. There are risks involved with investing including the possible loss of principal.**

Concentration in a particular industry or sector will subject the Funds to loss due to adverse occurrences that may affect that industry or sector. The Funds may use derivatives which may involve risks different from, or greater than, those associated with more traditional investments. The Funds' emphasis on dividend-paying stocks involves the risk that such stocks may fall out of favor with investors and underperform the market. Also, a company may reduce or eliminate its dividend after the Funds' purchase of such a company's securities. Returns on investments in foreign securities could be more volatile than, or trail the returns on, investments in U.S. securities. Exposures to foreign securities entail special risks, including political, diplomatic, economic, foreign market and trading risks. In addition, the Funds' investments in securities denominated in other currencies could decline due to changes in local currency relative to the value of the U.S. dollar, which may affect the Funds' returns. See the prospectus for specific risks regarding the Funds.

Companies involved with the Internet, technology and e-commerce are exposed to risks associated with rapid advances in technology, obsolescence of current products and services, the finite life of patents and the constant threat of global competition and substitutes.

Past performance does not guarantee future results. Shares are bought and sold at market price (not NAV), are not individually redeemable, and owners of Shares may acquire those Shares from the Funds and tender those shares for redemption to the Funds in Creation Unit aggregations only, consisting of 50,000 Shares. Brokerage commissions will reduce returns. The market price of Shares can be at, below, or above NAV. Brokerage commissions will reduce returns. Market Price returns are based upon the midpoint of the bid/ask spread at 4:00 PM Eastern time (when NAV is normally determined), and do not represent the returns you would receive if you traded Shares at other times.

O'Shares ETF Investments Funds are distributed by Foreside Fund Services, LLC. Foreside Fund Services, LLC is not affiliated with O'Shares ETF Investments or any of its affiliates.